



**4201 N. DALE MABRY HIGHWAY
TAMPA, FLORIDA 33607**

BID #18-14

**MICROLITE CONTROL SYSTEMS REPLACEMENT,
RAYMOND JAMES STADIUM**

MANDATORY PRE-BID CONFERENCE:

THURSDAY, MAY 30, 2019 AT 10AM

BID DUE DATE:

THURSDAY, JUNE 13, 2019 NOT LATER THAN 10:00 AM

**DELTECIA JONES
PROCUREMENT DEPARTMENT**

MAY 2019

TABLE OF CONTENTS

<u>Title</u>	<u>Page Numbers</u>
<u>PART I - BIDDING REQUIREMENTS</u>	
Advertisement for Bid	2
General Terms & Provisions	3
Information/Instruction to Bidders.....	16
Insurance Requirements	19
Special Provisions	22
Scope of Works/Specifications.....	24
Bid Proposal/Price Page.....	37
Guarantee of Bid Proposal	38
Acknowledgment of Addenda (if applicable)	39
Acknowledgment of Bidder (Corporation/Partnership/Individual)	40
Acknowledgment of Principal (if Corporation)	41
Legal Status of Bidder	42
Bidder Reference/Qualification Form	43
Sworn Statement – Public Entity Crimes.....	44
Sworn Statement – Relationship Disclosure	46
Drug-Free Workplace Acknowledgment.....	48
Statement of No Bid	49
Bid Checklist (Non-Mandatory Form)	50
<u>PART II - CONDITIONS OF THE CONTRACT</u>	
General Conditions (Articles 1-12)	51
<u>PART III – SUMMARY & WORK</u>	
Summary – General Contract Information.....	77
RJS Microlite Panel List (Attachment).....	1-63
Exhibits/Plans (Attachments)	

PART I
BIDDING REQUIREMENTS

INVITATION TO BID

The **TAMPA SPORTS AUTHORITY** hereby issues Public Notice of its intention to receive sealed bids at the office of the Authority, located at 4201 North Dale Mabry Highway, Tampa, Florida, at which time bids will be opened and publicly read aloud.

Sealed bids are invited for the following:

BID #18-14

**MICROLITE CONTROL SYSTEM REPLACEMENT,
RAYMOND JAMES STADIUM**

**MANDATORY PRE-BID CONFERENCE DATE/TIME/LOCATION:
THURSDAY, MAY 30, 2019 @ 10:30AM
AT THE TAMPA SPORTS AUTHORITY OFFICE**

**BID OPENING DATE/TIME/LOCATION:
THURSDAY, JUNE 13, 2019 @ 10:00AM
AT THE TAMPA SPORTS AUTHORITY OFFICE**

Bid packages will be available for distribution and pick up at the Tampa Sports Authority office after 10:00 am on Monday, May 20, 2019 or online at www.tampasportsauthority.com. Further details and specifications may be obtained from the office of the Tampa Sports Authority by calling (813) 350-6500 Extension 6511.

The TAMPA SPORTS AUTHORITY reserves the right to reject any and all bids, to waive irregularities, if any, and accept the bid, which in the judgment of the Authority, is determined to be in its best interest.

Dated at Tampa, Florida this 15th Day of May 2019.

INVITATION TO BID

BID #18-14

SPECIFICATION FOR: Microlite Control System Replacement, RJS

MANDATORY PRE-BID CONFERENCE: Thursday, May 30, 2019 @ 10:00am

BID DUE DATE: Thursday, June 13, 2019 not later than 10:00am

PLACE OF BID OPENING: Tampa Sports Authority Office (Entrance B off Himes Avenue)

.....

GENERAL TERMS AND PROVISIONS:

1. BIDS:

Prices must be quoted on the sheet furnished by this department, no other will be accepted. All prices quoted F.O.B. Tampa, Florida.

The responsibility for getting the bid to the Authority on or before the stated time and date will be solely and strictly the responsibility of the bidder. The Authority will in no way be responsible for delays caused by the United States Postal Service or a delay caused by any other occurrence.

The bidder shall be responsible for reading and completely understanding the requirements and specifications of the item(s) being bid. Bid time will be and must be scrupulously observed. Under no circumstances will bids delivered after the time specified be considered. Such bids shall be returned to the vendor unopened with the notation, "THIS BID WAS RECEIVED AFTER THE TIME DESIGNATED FOR THE RECEIPT AND OPENING OF BIDS".

2. EXCEPTIONS TO BID:

The bidder will list on a separate sheet of paper any exceptions to the conditions of this bid. This sheet will be labeled "EXCEPTIONS TO BID CONDITIONS," and will be attached to the bid proposal. If no exceptions are stated, it will be understood that all general and specific conditions will be complied with, without exception.

3. MODIFICATION OR WITHDRAWAL OF BID:

Bidders may request withdrawal of a posted sealed proposal prior to the scheduled bid opening time provided the request withdrawal is submitted to the Purchasing Department, in writing.

Withdrawn bids may be resubmitted up to the time designated for the receipt of bids provided that they are then fully in conformance with the Information/Instruction for Bidders.

Bid security, if any is required, shall be in an amount sufficient for the bid as modified or resubmitted.

4. RIGHT TO REJECT BIDS:

The Tampa Sports Authority reserves the right to reject any and all bids, to waive any informalities or minor irregularities in the bids received, and to accept that bid which in its judgment, best serves the interest of the Authority. The Authority hereby fully retains full discretion to determine the responsiveness of the bid and Bidder's responsibility, character, fitness and experience to perform the Work.

Bidders may be disqualified, and rejection of proposals may be recommended to the Authority for any of but not limited to the following causes:

- (A) Failure to use the proposal form furnished by the Authority;
- (B) Lack of signature by an authorized representative on the proposal form;
- (C) Failure to properly complete proposal;
- (D) Evidence of collusion among proposers. Any evidence of agreement or collusion among bidders and prospective bidders acting to illegally restrain freedom of competition by agreement to bid a fixed price, or otherwise, will render the bids of such bidders' void;
- (E) Advance disclosures of any information to any particular bidder which gives that particular bidder any advantage over any other interested bidder, in advance of the opening of bids, whether in response to advertising or an informal request for bids, made or permitted by a member of the governing body of an employee or representative thereof, will operate to void all proposals of that particular bid solicitation or request;
- (F) Omission of proposal guarantee;
- (G) Unauthorized alteration of bid form. Authority reserves the right to waive any minor informality or irregularity;
- (H) Failure to sign and return any addenda;
- (I) Faxed, e-mailed and/or unsealed bids will be rejected.

5. INCONSISTENCIES ON CONDITIONS:

In the event there are inconsistencies between the General Provisions and other bid terms, or conditions contained herein, the former will take precedence.

6. ADDENDA AND INTERPRETATIONS:

- A. If it becomes necessary to revise any part of this bid, a written addendum will be provided to all bidders. The Authority is not bound by any oral representations, clarifications, or changes made in the written specifications by Authority's employees, unless such clarification or change is provided to bidders in written addendum form from the Purchasing Manager.

Bidders shall promptly notify the Authority, prior to submission of their Bid Proposal, of any ambiguity, inconsistency or error they may discover upon examination of the Bidding and Contract Documents or of the site and local conditions.

- B. No interpretation of the meaning of drawings, specifications or other contract documents will be made to any Bidder orally, nor may the Bidder rely on any such pre-bid statements in completing his/her bid.
- C. Any and all such interpretations and any supplemental instructions will be in the form of written addenda to the Bid documents which, if issued, will be mailed and/or emailed to all prospective Bidders (at the respective addresses furnished for such purposes or as listed on the Mandatory Pre-Bid Conference Sign-in Sheets (if applicable) prior to the date or time fixed for the opening of bids. The Authority will not be responsible for any other explanations or interpretations of the proposal documents. Failure of any Bidder to receive any such addendum or interpretation shall not relieve any bidder from any obligation under his bid as submitted. All addenda so issued shall become a part of the Contract Documents.
- D. Each Bidder shall ascertain prior to submitting his/her bid that he/she has received all Addenda issued, and he/she shall acknowledge receipt and inclusion in his/her proposal of all Addenda.

7. AWARD OF CONTRACT:

The Contract/Purchase Order will be awarded to the lowest responsible and responsive Bidder, and whose bid is considered to be in the best interest of the Authority. The determination of the lowest responsive and responsible bidder may involve all or some of the following factors: price, conformity to specifications, financial ability to meet the contract, previous performance, facilities and equipment, availability of repair parts, experience, delivery promise, terms of payments, compatibility as required, other costs and other objectives and accountable factors which are reasonable. This determination will be in the sole discretion of the Authority and based upon the character, fitness,

experience, history and financial status of the Bidder.

- A. The Lowest Bidder is determined by the aggregate amount of the prices set forth in the form of bid or the aggregate amount of the Base Bid, plus any Alternates selected by the Authority.
- B. A Responsive Bidder shall mean a Bidder who has submitted a bid which conforms, in all material respects, to the Bidding Documents.
- C. A Responsible Bidder shall mean a Bidder who has the capability, in all respects, to perform fully the contract requirements and the moral and business integrity and reliability which will assure good faith performance. In determining responsibility, the following criteria will be considered:
 - 1. The ability, capacity and skill of the Bidder to perform the contract or provide the service required;
 - 2. Whether the Bidder can perform the contract or provide the service promptly, or within the time specified, without delay or interference;
 - 3. The character, integrity, reputation, judgment, experience and efficiency of the Bidder;
 - 4. The quality of performance of previous contracts or services. For example, the following information will be considered:
 - a. The administrative and consultant cost overruns incurred by Authority on previous contracts with Bidder,
 - b. The Bidder's compliance record with contract general conditions on other projects,
 - c. The submittal by the Bidder of excessive and/or unsubstantiated extra cost proposals and claims on other projects,
 - d. The Bidder's record for completion of the work within the Contract Time or within Contract Milestones and Bidder's compliance with scheduling and coordination requirements on other projects,
 - e. The Bidder's demonstrated cooperation with the Authority and/or other contractors on previous contracts,
 - f. Whether the work performed, and materials furnished on previous contracts were in accordance with the Contract Documents.
 - 5. The previous and existing compliance by the Bidder with the laws and

ordinances relating to contracts or services;

6. The sufficiency of the financial resources and ability of the Bidder to perform the contract or provide the service;
 7. The quality, availability and adaptability of the goods or services to the particular use required;
 8. The ability of the Bidder to provide future maintenance and service for the warranty period of the contract;
 9. Whether the Bidder is in arrears to any Owner on debt or contract, or is a defaulter on surety to any Owner;
 10. Such other information as may be security by the Authority having bearing on the decision to award the contract, to include, but not limited to:
 - a. The ability, experience and commitment of the Bidder to properly and reasonably plan, schedule, coordinate and execute the Work,
 - b. Whether the Bidder has ever been debarred from bidding by any other public or private owner or found ineligible for bidding on any other projects,
 - c. Bidder's litigation history and reputation with owners for whom Bidder has previously worked,
 - d. Whether Bidder's contract on other projects has ever been terminated.
- D. The purpose of the above is to enable the Authority to select the bid which is in the best interest of the Authority. The ability of the low Bidder to provide the required bonds (if applicable) will not of itself demonstrate responsibility of the Bidder.
- E. The Authority reserves the right to defer award of this contract for a period of forty-five (45) days after the due date of bids. During this period of time, the Bidder shall guarantee the prices quoted in his/her bid.

8. **BRAND NAMES "OR EQUAL":**

Whenever in this Invitation, any particular materials, process and/or equipment are indicated or specified by patent, proprietary or brand name, or by name of manufacturer, such wording will be deemed to be followed by the words "or equal". Proof satisfactory to Authority must be provided by bidder to show that the alternative product is, in fact, equal to the product required in the specifications.

9. DISCOUNTS:

Discounts for prompt payment offered may be taken into consideration during bid evaluation. Terms of payment offered will be reflected in the space provided on the Bid Proposal forms.

10. TAXES:

The Authority is tax exempt, therefore all applicable Federal, State and Local Taxes, unless otherwise instructed by the Authority shall be excluded in the Bidder's Proposal. Authority reserves the right to direct purchase materials at Contractor's negotiated prices with material providers and thereby generate a tax savings to itself. Authority may also provide Contractor with Tax Exempt Certification number so that Contractor may purchase Authority Designated items tax free.

11. COLLUSION CLAUSE:

Any evidence of agreement or collusion among bidders and prospective Bidders acting to illegally restrain freedom of competition by agreement to bid a fixed price, or otherwise, will render the bids of such bidders' void.

Advance disclosures of any information to any particular bidder which gives that particular bidder any advantage over any other interested bidder, in advance of the opening of bids, whether in response to advertising or an informal request for bids, made or permitted by a member of the governing body of an employee or representative thereof, will operate to void all proposals of that particular bid solicitation or request.

12. EEOC/WMBE/DM/DWBE/SBE/S-DV:

The Authority is an equal employment opportunity employer and encourages the firms and contractors with whom it does business to likewise follow these principles. WMBE/DM/DWBE/SBE businesses will be afforded full opportunity to submit bids in response to this Bid and will not be discriminated against on the grounds of race, color, creed, sex or natural origin in consideration for an award.

13. ASSIGNMENT OF CONTRACTUAL RIGHTS:

It is agreed that the successful bidder will not assign, transfer, convey or otherwise dispose of the contract or its right, title or interest in or to the same, or any part thereof, without previous written consent of the Authority and any sureties.

14. TIMELY DELIVERY:

Time will be of the essence for any orders placed as a result of this bid. The Authority reserves the right to cancel such orders, or any part thereof, without obligation, if delivery is not made within the time(s) specified on the proposal form.

15. DEFAULT OF CONTRACT:

In case of default by the bidder or contractor, the Authority may procure the items or services from other sources and hold the bidder or contractor responsible for any excess costs occasioned or incurred thereby.

16. ACCEPTANCE OF MATERIAL:

The material delivered under this proposal shall remain the property of the seller until a physical inspection and actual usage of this material and/or service is made, and thereafter is accepted to the satisfaction of the Authority. It must comply with the terms herein and be fully in accord with specifications and of the highest quality. In the event the material and/or services supplied to the Authority is found to be defective or does not conform to specifications, the Authority reserves the right to cancel the order upon written notice to the bidder and return product to bidder at the bidder's expense.

17. IDENTICAL TIE BIDS/PROPOSALS:

In the event two (2) or more Bidders have submitted the lowest and best Bids/Proposals, preference will be given in the following order:

- A. A Bidder who has signed and submitted a Drug-Free Workplace Statement/Form pursuant to Section 287.087 Florida Statutes, with the bid;
- B. A Bidder who is a Service-Disabled Veteran Business and who is currently registered and can provide proof of registration with Hillsborough County Small Business Enterprise and/or the City of Tampa Small Business Enterprise program(s);
- C. A Bidder who is a Minority or Small Business Enterprise and can provide proof of current registration with the Hillsborough County and/or the City of Tampa's Small Business Enterprise program(s);
- D. A Bidder who has its principal place of business in Hillsborough County;
- E. A Bidder who has a place of business located in Hillsborough County;
- F. Otherwise, the bid/proposal may be awarded by coin toss of the best 2 out of 3.

18. DAMAGE:

In the event any materials, equipment or other property of the Authority shall be damaged or destroyed by personnel furnished by Contractor, Contractor shall, at its own expense, promptly repair or replace same to the complete satisfaction of Authority.

19. EMPLOYEE CONFLICT:

The Tampa Sports Authority will not contract with persons, firms or corporations where an Authority officer or employee's spouse or child is an officer, partner, director, or proprietor or in which such officer or employee or the officer's or employee's spouse or child, or any combination of them, has a material interest.

20. CONVICTED VENDOR LIST:

In accordance with s.287.133(3) (a), Florida Statutes, prospective Bidders are hereby advised as follows:

- A. A person or affiliate who has been placed on the convicted vendor list following a conviction for a public entity crime may not submit a bid on a contract to provide any goods and services to a public entity, may not submit a bid on a contract with a public entity for the construction or repair of a public building or public work, may not submit bids on leases of real property to a public entity, may not be awarded or perform work as a contractor, supplier, subcontractor, or consultant under a contract with any public entity, and may not transact business with any public entity in excess of the threshold amount provided in s. 287.017 for CATEGORY TWO for a period of 36 months from the date of being placed on the convicted vendor list.

- B. A public entity may not accept any bid, proposal, or reply from, award any contract to, or transact any business in excess of the threshold amount provided in s.287.017 for CATEGORY TWO with any person or affiliate on the convicted vendor list for a period of 36 months following the date that person or affiliate was placed on the convicted vendor list unless that person or affiliate has been removed from the list pursuant to paragraph (3)(f). A public entity that was transacting business with a person at the time of the commission of public entity crime resulting in that person being placed on the convicted vendor list may not accept any bid, proposal, or reply from, award any contract to, or transact any business with any other person who is under the same, or substantially the same, control as the person whose name appears on the convicted vendor list so long as that person's name appears on the convicted vendor list.

21. PARTIAL BID:

Bidders may submit partial bids for one or more items. Tampa Sports Authority reserves the right to award to multiple vendors.

22. OTHER AGENCIES:

Although the Authority and Hillsborough County have been identified as to the recipient of the services to be provided by the Contractor, the services, prices, terms, and conditions specified in this Contract shall be available to any other Authority property upon request. Such properties include Raymond James Stadium, Tournament SportsPlex, Babe Zaharias Golf Course, Rogers

Park Golf Course and Rocky Point Golf Course.

All Bidders awarded contracts from this Proposal may, upon mutual agreement, permit any municipality or other governmental agency to participate in the contract under the same prices, terms and conditions, if agreed to by both parties.

It is understood that at no time will any city, county, municipality or other agency be obligated for placing an order for any other city, county, municipality or agency; nor will any city, county municipality or agency be obligated for any bills incurred by any other city, county, municipality or agency. Further, it is understood that each agency will issue its own purchase order to the awarded Bidder(s).

23. BID (BOND) SECURITY:

- A. Each bid must be accompanied by (1) cash, (2) a Cashier's or Certified Check of the Bidder, made payable to the Authority, or (3) a bidder's bond on the Bid Bond Form provided herein (if applicable) in an amount not less than 5% of his/her bid. For purposes of this provision the amount of the bid shall be the Base Bid. The bidder's bond shall be issued by a surety company licensed to conduct business in Florida, which is on the approved U.S. Treasury List, which obtained an A- rating by the latest Best Insurance Guide and which is otherwise acceptable to the Authority.
- B. Said bid security is given as a guarantee that the Bidder will enter into a contract if awarded the work and, in the case of refusal or failure to so enter into said contract, the security shall be declared forfeited to the Authority. Such security shall be returned to all but the three lowest Bidders within three days after the opening of bids and the remaining security will be returned within 48 hours after the Authority and the successful Bidder have executed the Contract. If no Contract has been awarded or the bidder has not been notified of the acceptance of his/her bid, within forty-five (45) days of the bid opening, the Bidder may withdraw his bid and request the return of his bid security. If, at the Authority's request, the Bidder agrees to extend and maintain his/her bid beyond the specified 45 days, his/her bid security will not be returned. Bidder hereby agrees that all Bid prices are firm, fixed prices which the Authority may accept up to 45 days from Bid opening.

24. LIQUIDATED DAMAGES (If Applicable):

The Successful Bidder, upon his/her failure or refusal to execute the Contract within Seven (7) days after he has received notice of the acceptance of his/her bid, shall forfeit to the Authority the security deposited with his bid, as liquidated damages for such failure or refusal.

25. SECURITY FOR FAITHFUL PERFORMANCE (If Applicable) - WAIVED:

The Successful bidder shall furnish and record in the official records of the County where the project is located a Performance and Payment Bond in an amount equal to one hundred percent (100%) of the Contract Sum as security for the faithful performance of the Contract and also a

Payment Bond in an amount not less than one hundred percent (100%) of the Contract Sum, as security for the payment of all persons performing labor and/or furnishing materials under this Contract. Both the Performance and Payment Bond shall be in the forms set forth in the Contract Documents (if applicable) and shall be written by sureties which are licensed to do business in the State of Florida, which are currently on the approved U.S. Treasury List of Sureties, which maintain an A- rating with Best Insurance Guide, and are otherwise acceptable to the Authority. The Performance and Payment Bond shall be in separate instruments and shall be delivered to the Authority not later than the date of execution of the Contract. No work or mobilization may proceed until both bonds are executed and delivered to the Authority.

26. CONTRACT TERMINATION:

The contract may be terminated at any time by the Authority giving written notice to the Contractor sixty (60) days prior to the desired termination date.

27. DUE DILIGENCE:

Due care and diligence have been used in preparing these specifications and related information. However, no warranties are made as to the accuracy and completeness of the required information. It is the responsibility of the Proposer to ensure that they have all the information necessary to affect their proposal. The Authority will not be responsible for the failure on the part of the Proposer to determine the full extent of the risk exposure and Scope of Work required to effectively perform under Contract. Proposers are expected to examine the conditions, Scope of Work, Special Conditions, Technical Specifications, and all instructions pertaining to services involved. Failure to do so will be at the Proposer's risk.

28. PUBLIC RECORDS LAW:

Proposer shall treat all documents concerning its contractual obligations under the Agreement as public records and abide by the Florida Laws governing public records (i.e. Sunshine Law). All Public records requests must be directed to the Custodian of Public Records at publicrecords@tampasportsauthority.com, (813) 350-6515, or 4201 N. Dale Mabry Highway, Tampa, Florida 33607.

29. ATTORNEY'S FEES:

In the event of a dispute arising under this Agreement, whether or not a lawsuit or other proceeding is filed the prevailing party shall be entitled to recover its reasonable attorneys' fees and costs, including attorneys' fees and costs incurred in litigation entitlement to attorneys' fees and costs, as well as in determining or quantifying the amount of recoverable attorneys' fees and costs. The reasonable costs to which the prevailing party is entitled shall include any costs that are taxable under any applicable statute, rule or guideline, as well as any non-taxable costs reasonably incurred in connection with the dispute, including, but not limited to, costs of investigation, copying, electronic discovery, information technology charges, telephone and mailing costs, consultant and expert witness fees, travel expenses, court reporter fees and transcript charges, and mediator fees, regardless of whether such costs would be otherwise

taxable.

30. **FORCE MAJEURE:**

In the event that either party hereto shall be delayed or hindered in or prevented from the performance required hereunder by reason of strikes, lockouts, labor troubles, failure of power, riots, insurrection, war, acts of God, or other reason of like nature not the fault of the party delayed in performing work or doing acts ("Permitted Delay"), such party shall be excused for the period of time equivalent to the delay caused by such Permitted Delay. Notwithstanding the foregoing, any extension of time for a Permitted Delay shall be conditioned upon the party seeking an extension of time delivering written notice of such Permitted Delay to the other party within ten (10) days of the event causing the Permitted Delay.

31. **INCURRED COSTS:**

Tampa Sports Authority is not responsible for expenses incurred in attending any Pre-Proposal Conferences, preparation of proposal documents and submitting a proposal; therefore, such costs shall not be included in submitted proposals.

32. **EX PARTE COMMUNICATION:**

In order to ensure fair evaluation of proposals/bids, ex parte communication initiated by offerors is prohibited from the time the responses are opened until the final decision has been made. No offeror may initiate communication with any City Council Member, County Commissioner or any Tampa Sports Authority director, board member, official, staff, consultant, or employee who is participating in the evaluation process. Any and all communication initiated by an offeror after the responses are opened must be in writing to:

Procurement Department
4201 N. Dale Mabry Highway
Tampa, FL 33607
djones@tampasportsauthority.com

The Evaluation Committee/Staff member may, however, initiate communication with any offeror in order to obtain additional information or clarification necessary for fair evaluation of their bid proposal. Ex parte communication initiated by an offeror may disqualify that offeror from consideration for this or future Invitations to Bid.

33. **PUBLIC DISCLOSURE (Pursuant to Florida's Public Records Act, Chapter 119 F.S.):**

- a) Sealed bids or replies to competitive solicitations (RFB, RFP, ITB, etc. are NOT subject to public disclosure until the Authority either 1) issues notice of its intended decision or 2) thirty (30) days have passed after opening of the bids or replies; whichever is earlier;
- b) If the Authority rejects all bids and issues notice of an intent to rebid or reissue the competitive solicitation, the bids, replies, etc. submitted to the first (rejected) solicitation

are NOT subject to public disclosure until the matter is rebid and TSA issues notice of its intended decision on the reissued bid or until the reissued bid or solicitation is also withdrawn by the Authority. However, this exemption from public disclosure can last no longer in any event more than 12 months from date of the initial rejection of all bids.

34. SUNSHINE MEETING LAW EXEMPTIONS (Pursuant to section 286.113, F.S.):

The following meetings are closed to the public; however, the Authority will make recordings of these meetings available to the public 30 days after opening of bids or replies, whichever occurs first;

- a) Meetings where vendors make oral presentations or answer questions as part of a competitive solicitation;
- b) Meetings of a TSA evaluation, grading or negotiating team to discuss negotiation strategy;
- c) Negotiation sessions with vendors.

35. AUTHORIZATION TO DO BUSINESS IN STATE OF FLORIDA:

The Authority requires all companies who are awarded a bid/proposal to provide proof of "active/current" registration with the Florida Department of State; Division of Corporations prior to any start of work or providing of any commodity/good to the Authority.

36. CHANGE ORDERS/ADJUSTMENTS:

The Authority may, at any time, by written order designated or indicated to be a Change Order, make any change or modification in the Work or add to the Work within the general scope of the Contract specifications in order to complete the said work.

37. NON-EXCLUSIVE CONTRACT:

This is a non-exclusive Contract. The Authority reserves the option to purchase any service(s), materials or equipment from an alternate source.

38. LICENSES AND PERMITS:

The Contractor and/or (if applicable) his subcontractors must have and maintain at their expense all necessary and applicable licenses and permits. The Contractor and any of his subcontractors must be licensed by the State of Florida, Hillsborough County or the City of Tampa to perform all applicable work required under this contract. A copy of the Contractor's license(s) should be submitted to the Authority's Purchasing Department with their Bid Proposal. In the performance of these services, Contractor will fully comply with all the laws and regulations of all Federal, State, County, City and of other governmental authorities or agencies as required by reason of these services or duties to be performed hereunder. Contractor will

hold the Authority harmless from any liability which may be imposed upon Authority by reason of any alleged violation of the law by contractor, or for failure to pay taxes or secure necessary licenses or permits.

As the person authorized to sign the statement, I certify that this firm complies fully with the above requirements.

Bidder/Proposer Signature

INFORMATION/INSTRUCTION TO BIDDERS

1. PRE-BID CONFERENCE, QUESTIONS, SUBMISSION OF BIDS/BID OPENING:
 - A. Mandatory Pre-Bid Conference is scheduled for Thursday, May 30, 2019 at 10am at Raymond James Stadium, 4201 N. Dale Mabry Highway, Tampa, FL 33607.
 - B. The final day for asking questions regarding this Bid is Wednesday, June 5, 2019 not later than 1:00 p.m. All questions must be submitted in writing and via email to: diones@tampasportsauthority.com.
 - C. Bids will be received by the Tampa Sports Authority and will be opened and read aloud on Thursday, June 13, 2019 at 10:00 a.m. at the Tampa Sports Authority offices located at 4201 N. Dale Mabry Hwy., Tampa, Florida 33607. Bidders, or their representatives, and other interested persons may be present at the opening of proposals.
 - D. Bidders shall present a sealed opaque envelope, identified with the project name, Bid number and contractor's name. Bids must be delivered to the TSA office, as listed within this bid document, on or before the due date and time specified and must be addressed to:

**Tampa Sports Authority/Raymond James Stadium
Attn: Deltecia Jones, Procurement Dept.
4201 N. Dale Mabry Highway
Tampa, FL 33607**
 - E. Bids shall be signed in ink by an official of the firm submitting the bid. The bid submitted by a partnership shall list the name of all partners and shall be signed in the partnership name by one of the members of the partnership.
 - F. Prices must be quoted on the sheet furnished by the Authority. No other will be accepted. All prices shall be quoted F.O.B. Tampa, Florida.
 - G. Bids which have been submitted may not be modified or withdrawn after submission. Negligence on the part of the bidder in the preparation of his bid shall not be grounds for the modification or withdrawal of a bid after the time set for bid opening.
 - H. The Bidders shall assume full responsibility for timely delivery at the location designated for receipt of Bids. The responsibility for getting the bid to the Authority on or before the stated time and date will be solely and strictly the responsibility of the Bidder. The Authority will in no way be responsible for delays caused by any express or standard delivery company, courier service and/or the United States Postal Service or a delay caused by any other occurrence or circumstance.

- I. The Bidder shall be responsible for reading and completely understanding the requirements and specifications of the item(s) being bid. Bid time will be and must be scrupulously observed. Under no circumstances will bids delivered after the time specified be considered. Such bids shall be returned to the vendor unopened with the notation, "THIS BID WAS RECEIVED AFTER THE TIME DESIGNATED FOR THE RECEIPT AND OPENING OF BIDS".

2. DEFINITIONS:

A. THE BID:

A Bid is a complete and properly signed proposal to do the work or designated portion thereof for the sums stipulated therein, submitted in accordance with the Bidding Documents.

B. BASE BID:

The Base Bid is the sum stated in the Bid for which the Bidder offers to perform the Work described in the Bidding Documents as the base, to which work may be added or from which work may be deleted for sums stated in Alternate Bids, if any.

C. ALTERNATES:

An Alternate Bid (or Alternate) is an amount stated in the Bid to be added to or deducted from the amount of the Base Bid if the corresponding change in the Work, as described in the Bidding Documents, is accepted. Alternates and associated prices are to be considered as independent of each other and may be selected by the Authority in any combination or not at all.

3. PREPARATION AND SUBMITTAL OF BID FORM(S):

- A. Bids shall be submitted utilizing the Bid Form as bound herein, or otherwise provided with the Contract Documents, and shall be complete in every respect. The total bid amount shall be entered in words and figures (if required) in the space provided. Where applicable, the unit price or lump sum items, and their extensions, shall be entered in figures in the respective columns provided for each bid item. All entries shall be typewritten or printed in ink. The signatures of all persons shall be in longhand. Any entry of amount that appears on the face of the bid to have involved an erasure, deletion, white-out and/or substitution or other such change or alteration, shall show by them the initials of the person signing the bid and the date of the change or alteration. Failure to comply with this requirement may be cause for disqualification or rejection of the bid.
- B. For Unit Price bids, in the event of any discrepancies between the unit prices and the extensions thereof or the total bid amount, the unit prices shall govern. For Lump Sum

bids, in the event of a discrepancy between the bid amount in writing (if applicable) and that in figures, the written value shall govern.

- C. Bids shall not contain any conditions, restatement or qualifications of work to be done, and alternate bids will not be considered unless called for. No oral bids or modifications will be considered.

4. **INDEMNIFICATION:**

- A. Contractor shall defend at its expense, pay on behalf of, hold harmless and indemnify the Authority, its officers, employees, agents, elected and appointed officials and volunteers (collectively, "Indemnified Parties") from and against any and all claims, demands, liens, liabilities, penalties, fines, fees, judgments, losses and damages, whether or not a lawsuit is filed, including, but not limited to, costs, expenses and attorneys and experts fees at trial and on appeal (collectively, "Claims") for damage to property or bodily or personal injuries, including death at any time resulting therefrom, sustained by any persons or entities, which damage or injuries are alleged or claimed to have arisen out of or in connection with, in whole or in part, directly or indirectly:
 - 1) The performance of this Agreement (including any amendments thereto) by Contractor, its employees, agents, representatives or subcontractors; or
 - 2) The failure of Contractor, its employees, agents, representatives or subcontractors to comply and conform with applicable Laws, as hereinafter defined; or
 - 3) Any negligent act or omission of the Contractor, its employees, agents, representatives, or subcontractors, whether or not such negligence is claimed to be either solely that of the Contractor, its employees, agents, representatives or subcontractors, or to be in conjunction with the claimed negligence of others, including that of any of the Indemnified Parties; or
 - 4) Any reckless or intentional wrongful act or omission of the Contractor, its employees, agents, representatives, or subcontractors.
- B. The provisions of this paragraph are independent of, and will not be limited by, any insurance required to be obtained by Contractor pursuant to this Agreement or otherwise obtained by Contractor, and shall survive the expiration or earlier termination of this Agreement with respect to any claims or liability arising in connection with any event occurring prior to such expiration or termination.

INSURANCE REQUIREMENTS

During the life of this Agreement, the Licensee shall provide, pay for, and maintain with companies satisfactory to the Authority, the types of insurance described herein. All insurance shall be from responsible insurance companies eligible to do business in the State of Florida. **All Liability Policies shall provide that the Tampa Sports Authority, the City of Tampa, and Hillsborough County, and RJS Condo Association are additional Insureds, but solely in accordance with and subject to the indemnification provisions set forth in paragraph 4 above as to the operations of the Licensee under this Agreement and shall also provide the Severability of Interest Provision.** The insurance coverage and limits required must be evidenced by properly executed Certificates of Insurance on forms which are to be approved by Licensor and furnished by the Authorized Representative of the insurance company shown in the Certificate with proof that he/she is an authorized representative thereof. In addition, certified, true and exact copies of all insurance policies required shall be provided the Authority if requested on a timely basis.

Thirty (30) days prior written notice by registered or certified mail shall be given the Authority of any cancellation or reduction in the policies' coverage except in the application of the Aggregate Limits Provisions. In the event of a reduction in any Aggregate Limit, the Licensee shall take immediate steps to have it reinstated. If at any time the Authority requests a written statement from the insurance company as to any impairment(s) to the Aggregate Limit, the Licensee shall promptly authorize and have delivered such statement to the Authority. Licensee shall make up any impairment when known to it. The Licensee authorizes the Authority and its Insurance Consultant to confirm all information furnished the Authority, as to its compliance with its insurance carriers. As to the operations of the Licensee, all insurance coverage of the Licensee shall be primary to any insurance of self-insurance program carried by the Authority.

The acceptance of delivery to the Authority of any Certificate of Insurance evidencing the insurance coverage and limits required in the Agreement does not constitute approval or agreement by the Authority that the insurance requirements in the Agreement have been met or that the insurance policies shown in the Certificate of Insurance are in compliance with the Agreement requirements.

No operations under this Agreement shall commence at the site until the required Certificate of Insurance is received and has been approved by the Authority. Evidence of such insurance approval will be provided to Licensee by the Authority in a Notice to Proceed. If any General Liability Insurance required herein is to be issued or renewed on a "claims made" form as opposed to the "occurrence" form, the retroactive date for coverage shall be no later than the commencement date of this Agreement and shall provide that in the event of cancellation or non-renewal the discovery period for insurance claims (Tail Coverage) shall be unlimited.

All of the required insurance coverage shall be issued as required by law and shall be endorsed, where necessary, to comply with the minimum requirements contained herein. Thirty (30) days prior written notice by certified or registered mail shall also be given to:

**Ms. Rebecca Skyles, Administrative Assistant
Tampa Sports Authority
4201 N. Dale Mabry Hwy.
Tampa, Florida 33607**

as to cancellation of any policy and any change that will reduce the insurance coverage required in this Agreement except for the application of the Aggregate Limits Provisions.

Should at any time the Licensee not, in the opinion of the Authority, provide or maintain the insurance coverage required in this Agreement, the Authority may terminate or suspend this Agreement.

The amounts and types of insurance shall conform to the following minimum requirements with the use of Insurance Service Office (ISO) policies, forms, and endorsements or broader where applicable. Notwithstanding the foregoing, the wording of all policies, forms, and endorsements must be acceptable to the Authority.

INSURANCE COVERAGE AND LIMITS

- A. **Workers' Compensation and Employers' Liability Insurance** shall be maintained in force during the term of this agreement for all employees of Licensee engaged in this Work under this Agreement, in accordance with the laws of the State of Florida. The amount of the Employers' Liability Insurance shall not be less than:

Workers' Compensation Florida Statutory Requirements

**Employers' Liability: \$100,000 Limit Each Accident
 \$500,000 Limit Disease Aggregate
 \$100,000 Limit Disease Each Employee**

- B. **Commercial General Liability Insurance** shall be maintained by the Licensee. Coverage shall include, but not be limited to, Premises and Operations, Personal Injury, Contractual for the Agreement, Independent Contractors, Broad Form Property Damage including Completed Operations, and Products & Completed Operations Coverage and shall not exclude coverage for the "X" (explosion), "C" (collapse) and "U" (underground) Property Damage Liability exposures.

Limits of Coverage shall not be less than:

Bodily Injury, Personal Injury, & Property Damage Liability:

\$1,000,000 Combined Single Limit Each Occurrence and Aggregate

\$1,000,000 Each occurrence and Aggregate for Liability under this Specific Agreement. The Aggregate limits shall be separately applicable to this specific event.

Should the Licensee's General Liability Insurance be written or renewed on the Comprehensive General Liability Form, then the limits of coverage required shall not be less than:

Bodily Injury, Personal Injury & Property Damage Liability:

\$1,000,000 Combined Single Limit Each Occurrence

- C. **Automobile Liability Insurance** shall be maintained by the Licensee as to the Ownership, maintenance, and use of all owned, non-owned, leased or hired vehicles to be used for the event with limits of not less than:

Bodily Injury & Property Damage Liability:

\$1,000,000 Combined Single Limit Each Occurrence

SPECIAL PROVISIONS

PURPOSE/SCOPE

The purpose of this Invitation to Bid is to describe to the Proposer the requirements necessary to furnish labor, equipment and materials for Microlite Control System Replacement at Raymond James Stadium.

The scope of the contract shall include furnishing all labor, equipment, vehicles and materials necessary to perform parking lot improvements at the said location listed above. Contractor shall understand that he/she is responsible for rental of any/all equipment necessary to perform said work in a timely and safe manner.

CONTRACT TERM/OPTION

This Contract shall be in effect until the work is complete and signed off by an Authority representative. Time is of the essence for this project.

BASIS OF AWARD

Award will be made to the lowest responsive and responsible bidder meeting bid specifications, price and other factors.

DEVIATION

Bids from vendors which make any exceptions to the specified terms and conditions will be subject to rejection. Bidders requesting information or clarification should contact Deltecia Jones, Procurement Manager at 813-350-6511.

COMPENSATION

The Authority shall pay the Contractor upon completion and inspection of the work site(s) by an Authority representative. Payment shall be made to the Contractor approximately thirty (30) days after the invoice is received and approved by the office of the Authority. All invoices shall be mailed to Tampa Sports Authority, 4201 N. Dale Mabry Highway, Tampa, FL 33607, Attention: Accounts Payable or emailed to JKors@tampasportsauthority.com.

SUB-CONTRACTING

The Contractor shall perform this contract. No assignment or subcontracting shall be allowed without the prior consent of the Authority. In the event of a corporate acquisition and/or merger, the Contractor shall provide written notice to the Authority within thirty (30) business days of Contractor's notice of such action or upon the occurrence of said action, whichever occurs first.

WORK SIGN-OFF

A written report (work ticket) evidencing completion of work at the said location is required. Contractor shall notify the Director or onsite Manager, or designee, immediately upon completion of work at said location to arrange for a site inspection and sign-off for payment. Failure to do so will result in non-approval of payment on invoices for work performed until such time the evidence of work completion is provided to the Authority.

WORK TICKET

The Contractor shall submit with its invoice, signed-off work tickets for said work evidencing inspection and acceptance by the Director or onsite Manager or his designee for said location. The invoice shall itemize services performed by the amount due for said work.

WORK PERSONNEL & SUPERVISORS

Contractor shall employ, or have under their control, sufficiently qualified and competent personnel to perform work promptly and in accordance with the contract schedules and requirements expressed in this Bid document.

All of the Contractor's personnel must be capable of performing at an effective level in accordance with specifications and industry standards. All work shall be performed in a workmanlike manner and in compliance with all federal, state and local laws and codes.

The Contractor shall utilize, on this contract, only workers that are skilled in the tasks to which they are assigned. The Authority retains the right to require the reassignment of an employee or employees as the Authority may deem necessary. Reasons for this request may be, but are not limited to: Poor work performance, incompetence, carelessness, disruptive or otherwise objectionable behavior. Any request for reassignment is in no way a call for dismissal. It is to be considered just a request for the individual to be reassigned away from the facility where work is being performed.

Contractor shall provide all supervision on site to coordinate and inspect work. All workers shall be required to wash windows clean and complete high dusting with a minimum of prompting or direction from Authority Staff.

DAMAGE PREVENTION

Precaution should be taken to prevent damage to property. The Contractor shall repair or replace any property damaged because of failure to provide proper or adequate protection to its original state and to the satisfaction of the Owner. To avoid damage to the work area the area shall be corded/blocked to prevent damage by vehicles/personnel. Any property damage should be reported to the onsite Director or Manager immediately. Precautions should be taken to prevent damage to property. The Contractor shall repair or replace any property damaged because of failure to provide proper and adequate protection, to its original state to the satisfaction of the Authority.

SECTION 26 09 26.11
LIGHTING CONTROL SYSTEM – POW-R-
COMMAND 100

PART 1 GENERAL

1.01 SCOPE OF WORK

- A. The Contractor shall furnish and install a new retrofit lighting control system in the existing microlite lighting control panel enclosures located throughout the existing stadium. Retrofit system shall not utilize existing backbone wiring and relays. In addition to retrofit boards, a new Windows 10 based server shall be provided with a 28" flat screen monitor and all required operating software with a graphic interface as indicated herein. The lighting control system shall be accessible via mobile devices. The contractor shall furnish and install replacement outdoor weatherproof enclosures for all 12 of panels located on the light towers that are suitable for the proposed system. The lighting control system retrofit work shall be as indicated on the drawings and by the requirements of this specification. It is defined to include but not limited to the following:
1. Prior to the start of any work, the contractor shall verify the routing and termination points of the existing lighting control system backbone wiring. An as-built backbone diagram is indicated as part of the drawings. Document existing conditions if it differs from as-built drawings.
 2. Develop a switchover schedule limiting the amount of downtime for any given period. This shall be heavily coordinated with the Tampa Sports Authority. The goal is to keep the lighting control system fully operational during the switchover.
 3. This backbone wiring will need to be segmented during the retrofit process allowing the newly retrofitted lighting control system to be independently controlled from the non-retrofitted portion until the entire system is retrofitted. A lighting control server shall be provided with the new retrofit package. This server shall be integrated to the building network for remote access control via workstation and mobile devices Contractor shall provide Ethernet cabling and any network devices needed. The Tampa Sports Authority will provide a fiber optic multimode cabling in the following locations, Telco closets in quads A, B, C, & D on the Service, Club and Upper suites levels (2 strands of fiber per location). All fiber optic cables home run to the security office in quad B service level.
 4. Graphic interface software shall be Ethernet based and include the following areas controlled:
 - a. By each level consisting of the following levels:
 1. Service Level
 2. Main Concourse
 3. Club
 4. Lower Suite
 5. Upper Suite

- 6. Upper Concourse
- 7. Upper Deck – Light Towers

1.02 CODES AND EDITION YEARS

- A. 2017 6TH EDITION FLORIDA BUILDING CODE
- B. 2014 NFPA 70

1.03 REFERENCES

- A. NEMA Compliance: Comply with applicable portions of NEMA standards pertaining to types of electrical equipment and enclosures.
- B. California Title 24: All control equipment shall be California Title 24 compliant.
- C. FCC Emissions: All control equipment shall be in compliance with FCC emissions standards in Part 15 Subpart J for Class A application.

1.04 SUBMITTALS – FOR REVIEW/APPROVAL

- A. The following information shall be submitted to the Engineer:
 - 1. Switchover schedule coordinated with Tampa Sports Authority and stadium events.
 - 2. Component list.
 - 3. Assembly ratings including:
 - a. Short-circuit rating
 - b. Voltage
 - c. Continuous current
 - 4. As-built backbone wiring modifications verified under 1.01.A.1 of this section.
 - 5. Product data sheets. Submit manufacturer's data sheets on system submitted and components supplied, with complete descriptions of hardware and software components supplied. This shall include all graphic interface software images.

1.05 SUBMITTALS – FOR CONSTRUCTION

- A. The following information shall be submitted for record purposes:
 - 1. Final as-built drawings shall incorporate all changes made during the manufacturing process
 - 2. Installation information

1.06 QUALIFICATIONS

- A. The manufacturer of the assembly shall be the manufacturer of the major components within the assembly.
- B. For the equipment specified herein, the manufacturer shall be ISO 9001 or 9002 certified.
- C. The manufacturer of this equipment shall have produced similar electrical equipment for a minimum period of five (5) years. When requested by the Engineer, an acceptable list of installations with similar equipment shall be provided demonstrating

compliance with this requirement.

1.07 DELIVERY, STORAGE AND HANDLING

- A. Equipment shall be handled and stored in accordance with manufacturer's instructions. One**
 (1) copy of these instructions shall be included with the equipment at time of shipment.

1.08 OPERATION AND MAINTENANCE MANUALS

- A. Equipment operation and maintenance manuals shall be provided with each assembly shipped and shall include instruction leaflets, instruction bulletins and renewal parts lists where applicable, for the complete assembly and each major component.**

PART 2 PRODUCTS

2.01 MANUFACTURERS

- A. Eaton lighting control products**
B. Douglas Lighting Controls
C. Strand Lighting Controls.
D. Tridium based automation system capable of integrating to existing Tridium system that has the ability to be programed utilizing owner's current utility tools as follows:
 1. PCT / CCT Tridium Configuration tools and Tridium N4 supervisory controllers.

The listing of specific manufacturers above does not imply acceptance of their products that do not meet the specified ratings, features and functions. Manufacturers listed above are not relieved from meeting these specifications in their entirety. Products in compliance with the specification and manufactured by others not named will be considered only if pre-approved by the engineer ten (10) days prior to bid date.

2.02 GENERAL

- A. The Lighting Control System shall meet or exceed the following capabilities:**
 1. The Lighting Control System shall be networkable and consist of smart relay panel for zone power switching. The system shall be capable of utilizing smart application specific controllers to provide application specific control of manual switch override of automated system functions, remote access, and historical data logging. The system shall be capable of remote monitoring and programming through a personal computer or mobile device. On-site programming and monitoring shall be through a networked central operator's workstation or through a mobile device. The programming software, for both PC and mobile device, shall be Microsoft Windows-based and be capable of programming and monitoring all system functions.

2.03 POWER SWITCHING EQUIPMENT REQUIREMENTS

- A. The power switching equipment shall be intelligent relay panel. The intelligent relay panel shall contain low voltage-controlled relay switching and thermal magnetic overcurrent protection in a standard relay panel enclosure. The intelligent relay panel must be integrated and modular,**
- B. Intelligent Relay panel General Requirements:**
 - 1. The relay panel shall contain an integral programmable plug and play relay panel control module that provides ON/OFF control for low voltage switchable circuit breakers and network communications capability**
 - 2. The relay panel shall be integrated, use modular construction, and be capable of accepting an intelligent programmable relay panel control module.**
- C. Intelligent Relay panel Control Requirements:**
 - 1. The relay panel shall be distributed intelligent and operate as a stand-alone device that can control its own process.**
 - 2. The relay panel shall be capable of globally communicating with other relay panels and the central operator's station over a main shielded twisted pair data network. The only need the relay panel shall have for the main shielded twisted pair data network is to send and receive information to other relay panel and the central operator's station when necessary.**
 - 3. A central operator's station shall not be required for the relay panel to send and receive messages from other relay panel on the network.**
 - 4. A relay panel resident port shall be provided for local laptop programming and diagnostic maintenance.**
 - 5. The relay panel shall be capable of coordinating all Logic, Control, Runtime Data, Status Information and Communications functions. Networking of up to 70 relay panel shall be possible in a single system.**
- D. Intelligent Relay panel Performance Requirements:**
 - 1. Hardware Requirements:**
 - a. The relay panel controller shall be powered from a Class 2 ac power source. Power source shall be factory adjustable to operate on either 120 VAC or 277 VAC. Power source must be directly connected to bus.**
 - b. Time schedules, time clock, day/date and relay panel configuration parameters shall be protected from memory loss if there is a power failure. The memory loss protection will be rated for 10 years.**
 - c. The relay panel controller shall have non-volatile memory. Subsequent to any loss of control power, the relay panel controller shall automatically reset and return to normally scheduled load**

position without any operator action required.

- d. **Serial Communications Port:** RS-485 communications port shall be provided for local programming or maintenance.
 - e. The main network port shall permit up to 70 relay panel to be connected by the existing shielded twisted pair currently installed in the stadium. The main network shall be a high speed, high reliability network designed to operate in the noisy environment of commercial and industrial buildings, while providing immunity to most power system interference.
 - f. Load duration "on" time for all actuated loads shall be provided through the data control software.
 - g. Time of day, day/date, automatic leap year and daylight savings' time adjustments shall be provided.
 - h. The stand-alone feature shall permit the relay panel to operate without a central computer. All time-of-day functions such as load schedules, ON/OFF times, real-time clock, day/date, month, etc. shall be included. The only need the relay panel shall have for the main twisted pair network is to send and receive global information to and from other relay panel in the system. Global commands shall not be required to pass through the central computer, all global commands shall be passed between relay panel.
 - i. All controllers that contain an internal time function must be able to synchronize off of the network's main controller.
 - j. Each relay panel shall provide the ability to globally communicate over a main network with other relay panel using a shielded twisted pair data line. The main network shall provide a highly reliable communication bus for transferring data.
 - k. The networks shall be self-powered from the relay panel, no external power supply shall be required.
 - l. The relay panel shall remove itself from the main network should it fail. Network "Lock-Ups" due to failed relay panel shall not be acceptable.
 - m. The main existing network consists of one (1) twisted pair with shield meeting Class 2P, Belden 9207. Network characteristics shall be as follows: speed shall be 38.4k Baud, maximum length shall be 4,000 feet (without repeaters), maximum number of smart relay panel shall be 470.
- 2. Hardware Resident Control Software Requirements:**
- a. Each relay panel shall provide the control software as an integral part of the relay panel. The hardware resident software shall provide the ability to construct user- defined lighting control scenarios. It shall be possible to program the relay panel directly through its RS-485 port or over the main shielded twisted pair network via the central operator's station.
 - b. The relay panel management functions shall store and manage user-defined internal relay panel information such as the number of loads connected, real position of the load and whether a load is enabled. User variable timers shall be assigned to loads. These timers shall function as a timed switch and an OFF-

warning timer. The number of times a load has been cycled or the duration of time the load has been in the ON position shall be individually stored per load. The following management functions shall be integral to the relay panel:

3. Manual Load Override Control shall be possible through the central operator's station keyboard or the laptop computer. Provide the ability for the operator to toggle individual loads ON and OFF or issue ALL ON and ALL OFF commands to individual relay panel from the keyboard.
4. Each panel shall be programmable with up to 50 schedules. Each load shall have a 7-day weekly schedule. The relay panel shall monitor its programmed time schedules and determine when to turn the loads on and off at the programmed times and days
5. The Input-to-Output Matrix feature shall allow any load connected to any relay panel to be controlled by any switch, or any group of switches in the system
6. The relay panel shall maintain an alarm log. This log shall record where the alarm occurred, alarm reason, date and time of the alarm and log when the alarm was cleared and acknowledged. This log shall be maintained in non-volatile memory. The alarm log shall store up to 300 alarms which is accessible and viewable from the operator workstation.
7. Provide the ability to check hardware status of the relay panel and individual loads by the operator either through the central operator's station or the laptop computer. Malfunctions shall be highlighted allowing for quick and easy troubleshooting and servicing. Audible and visual alarms shall be generated when hardware malfunctions occur

2.04 LIGHTING CONTROL EQUIPMENT REQUIREMENTS

- A. The Universal System controllers shall share the following functions:
 1. The controller shall be powered from a Class 2 ac power source.
 2. There shall be LEDs for indicating the following conditions; normal controller operation, transmit and receive for the network, and power to the controller
 3. Controller configuration shall be protected if there is a power loss. The memory backup will be rated for 10 years.
 4. When the controller input power drops below normal, the controller shall not lose its programmed information. Upon return of normal power load, position changes scheduled during the power failure period shall immediately be updated to the current scheduled position, or the load returned to the scheduled load position prior to the power failure. No operator interaction shall be required to return the controller to normal.
 5. The network shall be self-powered from the controller, no external power supply shall be required
 6. The controller shall be able to remove itself from the expansion network should it fail. Network "Lock-Ups" due to failed controllers shall not be

acceptable

7. The stand-alone feature shall permit the controller to operate without a central computer. All the functions such as configuration settings, ON/OFF times, real-time clock, automatic leap year, daylight savings' time adjustments, day/date, month shall be included. The only need the controller shall have for the expansion network is to send and receive global information to and from the smart relay panel
8. The controller shall maintain an alarm log. This log shall record where the alarm occurred, alarm reason, date and time of the alarm, and log when the alarm was cleared and acknowledged. This log shall be maintained in non-volatile memory. The alarm log shall store up to 300 alarms. Alarm notification must have the ability to be emailed and text to a mobile device.
9. Provide the ability to check hardware status of the controller and individual connected loads by the operator either through the central operator's station or the laptop computer. Malfunctions shall be highlighted allowing for quick and easy troubleshooting and servicing. Audible and visual alarms shall be generated when hardware malfunctions occur. Email and text notifications shall be provided when malfunctions occur.
10. Each controller shall provide the Windows-based control software as an integral part of the controller. The control software shall be hardware resident and provide the ability to construct user-defined control scenarios. It shall be possible to program the controller over the main shielded twisted pair network via the central operator's station. Software shall be able to perform basic grouping, scheduling and assigning functions, and shall be expandable to hold customized screens, or enable secure access to the system through the Internet
11. Each panel is programmable with up to 50 schedules. Each output may have a 7-day weekly schedule. The controller shall monitor its stored times schedule and set the programmed output values at the programmed times.
12. Each point shall have the ability to be scheduled from Contractor provided dusk to dawn sensor. Redundant dusk to dawn sensors shall be provided.

B. Switch Override Control

1. The Switch Override Control equipment shall be a controller that will provide the ability to monitor up to 48 two-wire contact closures from Wall Switches, Occupancy Sensors, and Building Automation System Dry Contacts. Inputs shall be Class 2 self-power-reducing low voltage ac and be individually custom programmable to operate differently. It shall be possible to program any input to control any load or group of loads in the system. Inputs shall be capable of being individually time scheduled for different days of the week with no less than 20 holidays. Up to 120 switch override controllers shall be possible per

system

2. **Hardware Resident Control Software Requirements:**
 - a. The controller management functions shall store and manage user-defined and internal controller information such as the number of switches connected, real position of the switch and whether a switch is on or off.
 - b. Inputs shall be user programmable as one of eight configurations:
 1. Demand Accumulation (Demand Metering)
 2. Timed Momentary (Replaces Mechanical "Wind-Up" Timers)
 3. Timed Maintained
 4. Momentary (Toggle ON/OFF Function)
 5. Alarm (Provides Warning Indication)
 6. Maintained (Follow ON/OFF Function)
 7. Network (Inputs are passed over the main operating network)
 8. Local (Inputs remain within the connected controller module)
 - c. It shall be possible to assign time schedules and areas to individual switches. The time schedules shall be user programmable to control the time and the day the switch is active. Each switch shall be able to be assigned to specific areas of control.
3. **Manual Switch Override Control shall be accomplished through the central operator's station keyboard, the laptop computer, or a mobile programming device. The operator may toggle individual switches on and off.**
4. **Hardware Requirements**
 - a. The manual functions shall provide override pushbutton switches for ballast bypass, ON, OFF and RESTORE modes. Manual override pushbuttons shall provide the ability to halt any programmed functions and control the ballasts manually. The bypass, ON, OFF and RESTORE switches shall provide the ability to halt any scheduled functions and control connected dimming ballasts manually. "Bypass" shall sweep the connected dimming ballasts to High or Low. When manual operation is no longer required, the restore switch shall return the controller to its scheduled functions and make the appropriate light level changes through automatic daylight compensation control.
 - b. There shall be eight individual sensor inputs each optically isolated and capable of reading five styles of light sensors. The sensors shall be powered by the Daylighting Control controller, the Daylighting Control controller shall provide isolated power for up to eight sensors. Sensor errors detected shall be displayed using an LED for each sensor. Types of errors detected and displayed shall be shorted and open. The light sensor styles shall be as follows:
 1. Multipoint # CES/ – I-12-1-5 (Indoor)
 2. Multipoint # CES/ – O-12-1-5 (Outdoor)
 3. Multipoint # CES/ – A-12-1-5 (Outdoor)

- 4. Multipoint # CES/ – S-12-1-5 (Outdoor)
- 5. Slider Input with two terminal 10k Ohm Rheostat.
- c. Outputs: The controller shall have eight (8) analog 0 to 10 Vdc outputs.
- 5. Hardware Resident Control Software Requirements
 - a. Controller Functions shall provide function calculations that accept several light sensor values or switch input signals and scale them for a desired output result. Inputs to the function calculations shall be of two types. Type 1 input shall be an analog value that originates either from the sensor input section, the expansion network or the main network. This type input to the function calculation shall result in an output value equal to the highest, lowest or average of all eight inputs. Type 2 input is a digital value that originates from either local switch inputs or network global state values from the main network or expansion network and is passed to the function calculation. This type input to the function calculation shall be capable of OR/AND functions and shall result in an output value equal to analog foot candle value, percent output level, alarm signal and digital signal. The function calculation shall have an alarm output option, this alarm shall be able to be set for a range of analog light levels either in foot candles or percentage of full output.
 - b. Ballast control shall be capable of either Open or Closed loop control. Open loop shall operate with its output value as a percentage of its input value. Closed loop shall operate with its output value as a result of its set point and input and shall regulate the output. The output shall have two user-defined limit settings, maximum and minimum. The limit setting shall be in percentage of full output and shall limit the output regardless of the input value. There shall be a user-defined failure mode setting that is defined in percent of full output, the output value shall be the value the output goes to if the input is a fault, the range shall be 0–100 percent or last value.
 - c. Manual Ballast Override Control shall be accomplished through the central operator's station keyboard or the laptop computer. The operator may toggle individual electronic ballast outputs to its High or Low limits or simultaneously toggle all ballast
 - d. outputs to their High or Low limits for all ballasts connected to the controller. A "Protected Ballast" priority status may be assigned to any of the ballasts to prevent unauthorized manual control of critical areas.

2.05 SYSTEM OPERATOR'S EQUIPMENT REQUIREMENTS

- A. The System Operator's Equipment shall consist of Windows-based programming and monitoring screens and a Central Operator WorkStation that shall function as the central point for data manipulation and programming of the Lighting Control System. The Central Operator Workstation shall be connected to the main shielded twisted pair network through a network interface. It shall be possible to have more than one Central Operator's Station per system.

- B. The Central Operator Workstation shall be located in an area designated by the owner.
- C. Operator Interface Software Minimum Requirements
 - 1. The Operator Interface shall be Microsoft Windows-based and provide a graphical environment that dynamically interacts with the Central Operator Workstation programming screens. The operator interface shall be able to run more than one software program at a time, transfer information between them, and organize and manage files. The software shall provide a consistent graphics interface for the operator
- D. Central Operator WorkStation Minimum Programming Screen Requirements
 - 1. The Central Operator Workstation Programming Screens shall provide a fully interactive easy-to-use software program for programming and monitoring power switching, lighting control, energy control and system management equipment. Each software program shall be a Windows application. Consistencies with Windows software such as pull-down menus, dialog boxes, icons, etc. shall be maintained. The programming screens, as a minimum, shall provide access to all the capabilities that exist in the control equipment. The programming screens shall provide an operator friendly method of programming and monitoring all system functions including, management of various data generated by the system
 - 2. □Building Graphics Software Requirements
 - a. The Building Graphics Software shall provide a fully interactive object-oriented graphics interface for controlling the Lighting Control system. It shall be possible to create and depict objects such as light fixtures, switches, occupancy sensors, light sensors, floor plans, etc.
 - 3. □Software shall be available to allow the system to be accessed through the Internet through a secure line. Software is to reside on the server. Software shall provide security to the system and allow access via mobile device.

PART 3 EXECUTION

3.01 FACTORY TESTING

- A. Contractor shall provide adequate testing of the supplied equipment and software to ensure that the system performs as intended by the specification. Building engineering personnel shall be trained on all aspects of operating and maintaining the system Care shall be taken to ensure that the system load connections are to the electrical drawing and that the control scenarios are operating properly.

3.02 FIELD QUALITY CONTROL

- A. Provide the services of a qualified factory-trained manufacturer's representative to assist the Contractor in starting-up and programming the system for a period of 5 working days. The manufacturer's representative shall be factory-trained and shall have a thorough knowledge of the software, hardware and system programming. The manufacturer's representative shall provide the following services:**
 - 1. Check installation of all smart relay panel, expansion cabinets and the central operator's station.**
 - 2. Test operation of all remote-controlled loads.**
 - 3. Test operation of all application-specific controllers.**
 - 4. Test operation of all network connections.**
 - 5. Test operation of central operator's station and associated printer.**
 - 6. Install central control software and test operation.**
 - 7. Repair or replace any defective component.**
 - 8. Test operation of complete lighting control system.**
 - 9. Conduct system point-by-point walk through.**
- B. The Contractor shall provide three (3) copies of the system field startup / commissioning which shall provide written verification that all points have been field tested related to their functionality as it relates to the hardware and software for each point.**
- C. The following system programming shall be provided by the factory trained manufacturer's representative:**
 - 1. Assist the owner in developing a practical control scenario for each application.**
 - 2. Program the owner supplied control scenario.**
 - 3. Program lighting trends related to hours of operation as directed by owner.**
 - 4. Explain the operation of the control programs to the owner and walk through their operation**

3.03 MANUFACTURER'S CERTIFICATION

- A. A qualified factory-trained manufacturer's representative shall certify in writing that the equipment has been installed, adjusted and tested in accordance with the manufacturer's recommendations.**
- B. The Contractor shall provide three (3) copies of the manufacturer's representative's certification.**
- C. The Contractor shall provide a training session for up to five (5) owner's representatives for □□normal workdays at a jobsite location determined by the owner.**
- D. The training session shall be conducted by a manufacturer's qualified representative. Training program shall include instructions on the control system, programming, and other major components.**

- E. The training program shall include:
 - 1. System review of all system components and their functions related to troubleshooting and repair.
 - 2. System review of all management software and its functions related to Scheduling, Alarms, Programming, Operation, Trends, etc.
 - 3. Operator training to develop experience with control applications.

3.04 DOCUMENTATION

- A. Documentation shall be provided as indicated below:
 - 1. System 1 - Line Diagram: Show system components and quantities including smart relay panel, expansion cabinets, switches, light sensors, data line, telephone override connection and central operator's station network connection.
 - 2. Relay panel Load Schedule: Show load placement and sizing.
 - 3. Relay panel Wiring Schedule: Show load terminations.
 - 4. Wiring Diagrams: Show typical interconnect wiring diagram for each system component supplied.
 - 5. Installation Guide: Provide instructions on how to install system components.
 - 6. Manual: Provide System User's Guide and Programmer's Guide in loose leaf three-ring binders.
 - 7. Training Video: The contractor shall provide a complete training video for installation of software, basic operation of software, and common components of system.
 - 8. Riser Diagram: Provide single line drawing showing control connections for each system component.

3.05 INSTALLATION

- A. The Contractor shall furnish, install and terminate all communication conductors and associated conduits external to any factory supplied equipment.
- B. All communication conductor wiring and routing shall be per the manufacturer's recommendations and as shown on the contract drawings.

3.06 FIELD TESTING

Verify complete system operation including all hardware, software and communication devices.

- A. Verify networking performance with all interfacing systems by other manufacturers.

3.07 WARRANTY

- A. The warranty shall ensure that the Lighting Control System manufactured and supplied as specified will be the kind and quality described in the specification and will be free of defects in workmanship and material.**
- 1. Warranty shall be 1 year from date of startup not to exceed 18 months from date of shipment**
 - 2. Warranty shall be valid if startup is completed by factory-trained representative**
 - 3. Warranty replacement parts shall be available on a 24-hour delivery basis, if requested during normal working hours**
 - 4. Warranty shall provide for on-site technical assistance if deemed necessary**

BID PROPOSAL

By signing this bid, the bidder agrees that this bid is made without any understanding, agreement or connection with any other person, firm or corporation making a bid for the same purpose and that this bid is in all respect fair and without collusion or fraud. Unsigned bids will be considered incomplete and subject to rejection.

It is agreed by the undersigned bidder that the signing and delivery of the bid represents the bidder's acceptance of the terms and conditions of the foregoing specifications and provisions, and if awarded the bid by the Authority, will represent the agreement between the parties.

BID #18-14: MICROLITE CONTROL SYSTEM REPLCAEMENT, RJS

By signing this bid, the bidder agrees that this bid is made without any understanding, agreement or connection with any other person, firm or corporation making a bid for the same purpose and that this bid is in all respects fair and without collusion or fraud. Unsigned bids will be considered incomplete and subject to rejection. It is agreed by the undersigned bidder that the signing and delivery of the bid represents the bidder's acceptance of the terms and conditions of the foregoing specifications and provisions, and if awarded the bid by Authority, will represent the agreement between the parties. The Proposer, in submitting this bid, guarantees the following pricing for ninety (90) days unless an extension of time agreement is reached between the Proposer and the Authority:

BIDDER/COMPANY NAME: _____

<p>BASE BID TOTAL:</p> <p>_____</p> <p>Price in Words</p> <p>\$ _____</p> <p>Price in Figures</p>
--

GUARANTEE OF BID PROPOSAL

Name of Firm: _____

Street Address: _____

Mailing Address: _____
City State Zip

Phone #: _____ Fax #: _____

E-Mail Address: _____

Business is licensed (unless exempt by applicable law), permitted and certified to do business in the State of Florida: Yes No If yes, License #:

State of Florida Corporation ID # (From Secretary of State): _____

Federal Employer Identification Number (FEIN): _____

IN WITNESS WHEREOF, this Bid Proposal is hereby signed and sealed as of the date indicated.

Witness

(Authorized Signature in Ink)

Witness

(Printed Name of Above Signer)

Corporate Seal (Where appropriate)

(Printed Title of Above Signer)

(Date Signed)

By signing above, I attest that all the information listed herein is correct, to the best of my knowledge, and agree to be bound by the terms, conditions and my company's submitted pricing with regards to this bid agreement.

ACKNOWLEDGMENT OF ADDENDA (If applicable)

I, _____, on this _____, day of _____, 20
hereby acknowledge receipt of any and all Addenda Notices hereby issued in regard to this **Bld**
#18-14 for Microlite Control System Replacement.

Addenda Numbers Received:

AUTHORIZED SIGNATURE: _____

PRINTED NAME OF ABOVE: _____

TITLE OF ABOVE: _____

COMPANY NAME: _____

ACKNOWLEDGMENT OF BIDDER, IF A CORPORATION

STATE OF _____)

SS

COUNTY OF _____)

On this _____ day of _____, 20____, before me, the undersigned authority, personally appeared _____, to me known to be the individual described in and who executed the foregoing instrument as _____ of _____, a _____ corporation, and who severally and duly acknowledged the execution of such instrument as such an officer aforesaid, for and on behalf of and as the act and deed of said corporation, pursuant to the powers conferred upon said officer by the corporation's Board of Directors or other appropriate authority of said corporation, and who, having knowledge of the several matters in said foregoing instrument, certified the same to be true in all respects.

WITNESS my hand and official seal the date aforesaid.

(Signature of Notary Public)

(Print, Type, or Stamp Commissioned Name of Notary Public)

Personally known _____ or product identification

Type of identification produced _____ (NOTARY'S SEAL)

(ACKNOWLEDGMENT OF BIDDER, IF A PARTNERSHIP OR INDIVIDUAL)

STATE OF _____)

SS

COUNTY OF _____)

On this _____ day of _____, 20____, before me, the undersigned authority, personally appeared _____ to me known to be the individual described in and who executed the foregoing instrument as a member of the firm of _____ (if applicable) and acknowledged the execution of same, for and on behalf of and as the act and deed of said firm, for the uses and purposes therein expressed.

WITNESS my hand and official seal the date aforesaid.

(Signature of Notary Public)

(Print, Type, or Stamp Commissioned Name of Notary Public)

Personally known _____ or product identification

Type of identification produced _____ (NOTARY'S SEAL)

ACKNOWLEDGMENT OF PRINCIPAL, IF CORPORATION

(STATE OF FLORIDA)

(COUNTY OF _____)

(CITY OF _____)

The foregoing instrument was acknowledged before me this ____ day of _____, 20__

by _____ of _____
(Name and Title of Officer) (Name of Principal)

_____ corporation, on behalf of said corporation. He/She is
(State of Corporation)

personally known to me or has produced _____ as identification.
(Type of Identification)

He/She warrants that he/she is authorized by the Board of Directors of said corporation to execute the foregoing instrument.

NOTARY PUBLIC:

Sign: _____

Print/Type: _____

SEAL

LEGAL STATUS OF BIDDER

This Proposal is submitted in the name of:

(Print) _____

The undersigned hereby designated below his business address to which all notices, directions or other communications may be served or mailed:

Street _____

City _____ State _____ Zip Code _____

The undersigned hereby declares that he/she has legal status checked below:

- INDIVIDUAL
- INDIVIDUAL DOING BUSINESS UNDER AN ASSUMED NAME
- CO-PARTNERSHIP

The Assumed Name of the Co-Partnership is registered in the County of _____, Florida

- CORPORATION INCORPORATED UNDER THE LAW OF THE STATE OF _____. The Corporation is:
- LICENSED TO DO BUSINESS IN FLORIDA
- NOT NOW LICENSED TO DO BUSINESS IN FLORIDA

The name, titles, and home address of all persons who are officers or Partners in the organization are as follows:

NAME AND TITLE

HOME ADDRESS

Signed and Sealed this _____ day of _____, 20_

By: _____

Printed Name: _____

Title: _____

BIDDER REFERENCE/QUALIFICATION FORM

The bidder shall submit the following minimum information as reference for three (3) similar projects that have been completed successfully by the bidder in the Southeastern United States within the last five (5) years. Three projects are required to qualify the firm to bid.

References will be contacted; projects will be reviewed for quality of workmanship. Information supplied will be considered in the award of this contract.

REFERENCES

BIDDER NAME: _____

1. PROJECT: _____ **DATE:** _____

LOCATION: _____

OWNER REPRESENTATIVE: **Name:** _____

Title: _____

Phone: _____

2. PROJECT: _____ **DATE:** _____

LOCATION: _____

OWNER REPRESENTATIVE: **Name:** _____

Title: _____

Phone: _____

3. PROJECT: _____ **DATE:** _____

LOCATION: _____

OWNER REPRESENTATIVE: **Name:** _____

Title: _____

Phone: _____

**SWORN STATEMENT PURSUANT TO SECTION 287.133(3)(a),
FLORIDA STATUTES, ON PUBLIC ENTITY CRIMES**

THIS FORM MUST BE SIGNED AND SWORN TO IN THE PRESENCE OF A NOTARY PUBLIC OR OTHER OFFICER AUTHORIZED TO ADMINISTER OATHS.

1. This sworn statement is submitted to _____
(Print name of the public entity)
- by _____
(Print individual's name and title)
- for _____
(Print name of entity submitting sworn statement)
- whose business address is _____
- and (if applicable) its Federal Employer Identification Number (FEIN) is: _____
(If the entity has no FEIN, include the Social Security Number of the Individual signing this sworn statement: _____)

2. I understand that a "public entity crime" as defined in Paragraph 287.133(1)(g), Florida Statutes, means a violation of any state or federal law by a person with respect to and directly related to the transaction of business with any public entity or with an agency or political subdivision of any other state or of the United States, including, but not limited to, any bid or contract for goods or services to be provided to any public entity or an agency or political subdivision or any other state or of the United States and involving antitrust, fraud, theft, bribery, collusion, racketeering, conspiracy, or material misrepresentation.
3. I understand that "convicted" or "conviction" as defined in Paragraph 287.133(1)(b), Florida Statutes, means a finding of guilt or a conviction of a public entity crime, with or without an adjudication of guilt, in any federal or state trial court of record relating to charges brought by indictment or information after July 1, 1989, as a result of jury verdict, nonjury trial, or entry of a plea of guilty or nolo contendere.
4. I understand that an "affiliate" as defined in Paragraph 287.133(1)(a), Florida Statutes, means:
- a. A predecessor or successor of a person convicted of a public entity crime; or
 - b. An entity under the control any natural person who is active in the management of the entity and who has been convicted of a public entity crime. The term "affiliate" includes those officers, directors, executives, partners, shareholders, employees, members, and agents who are active in the management of an affiliate. The ownership by one person of shares constituting a controlling interest in another person or a pooling of equipment or income among persons when not for fair market value under an arm's length agreement, shall be a prima facie case that one person controls another person. A person who knowingly enters into a joint venture with a person who has been convicted of a public entity crime in Florida during the preceding 36 months shall be considered an affiliate.
 - c. I understand that a "person" as defined in Paragraph 287.133(1)(e), Florida Statutes, means any natural person or entity organized under the laws of any state or of the United States with the legal power to enter into binding contract and which bids or applies to bid on contracts for the provision of goods or services let by a public entity, or which otherwise transacts or applies to transact business with a public entity. The term "person" includes those officers, directors, executives, partners, shareholders, employees, members, and agents who are active in management of an entity.

d. Based on information and belief, the statement, which I have marked below, is true in relation to the entity submitting this sworn statement. (Indicate which statement applies.)

_____ Neither the entity submitting this sworn statement, nor any of its officers, directors, executives, partners, shareholders, employees, members, or agents who are active in the management of the entity, nor any affiliate of the entity has been charged with and convicted of a public entity crime subsequent to July 1, 1989.

_____ The entity submitting this sworn statement, or one or more of its officers, directors, executives, partners, shareholders, employees, members, or agents who are active in the management of the entity or an affiliate of the entity has been charged with and convicted of a public entity crime subsequent to July 1, 1989.

_____ The entity submitting this sworn statement, or one or more of its officers, directors, executives, partners, shareholders, employees, members, or agents who are active in the management of the entity or an affiliate of the entity has been charged with and convicted of a public entity crime subsequent to July 1, 1989. However, there has been a subsequent proceeding before a Hearing Officer of the State of Florida, Division of Administrative Hearings and the Final Order entered by the Hearing Officer determined that it was not in the public interest to place the entity submitting this sworn statement on the convicted vendor list. (Attach a copy of the final order).

I UNDERSTAND THAT THE SUBMISSION OF THIS FORM TO THE CONTRACTING OFFICER FOR THE PUBLIC ENTITY IDENTIFIED IN PARAGRAPH 1 (ONE) ABOVE IS FOR THAT PUBLIC ENTITY ONLY AND, THAT THIS FORM IS VALID THOROUGH DECEMBER 31 OF THE CALENDAR YEAR IN WHICH IT IS FILED. I ALSO UNDERSTAND THAT I AM REQUIRED TO INFORM THE PUBLIC ENTITY PRIOR TO ENTERING INTO A CONTRACT IN EXCESS OF THE THRESHOLD AMOUNT PROVIDED IN SECTION 287.017, FLORIDA STATUTES FOR CATEGORY TWO OF ANY CHANGE IN THE INFORMATION CONTAINED IN THIS FORM.

(Signature)

Sworn to and subscribed before me this _____ day of _____

20 _____ Personally known _____ OR produced identification _____

Type of Identification and Number _____

Notary Public - State of _____ County of _____

My commission expires _____

(Printed typed or stamped commissioned name of notary public)

NOTARY SEAL:

**SWORN STATEMENT UNDER SECTION 105.08,
TAMPA SPORTS AUTHORITY CODE ON DISCLOSURE OF RELATIONSHIPS**

THIS FORM MUST BE SIGNED IN THE PRESENCE OF A NOTARY PUBLIC OR OTHER OFFICER AUTHORIZED TO ADMINISTER OATHS.

1. This sworn statement is submitted with Bid, Proposal or Contract No. _____
for _____

2. This sworn statement is submitted by: _____

(Name of entity submitting Statement)

whose business address is: _____

and (if applicable) its Federal Employer Identification Number (FEIN) is _____
(If the entity has no FEIN, include the Social Security Number of the individual signing this sworn statement _____).

3. My name is _____
(Please print name of individual signing)

and my relationship to the entity named above is _____

4. I understand that an "affiliate" as defined in Section 105.08, Tampa Sports Authority Code, means:

The term "affiliate" includes those officers, directors, executives, partners, shareholders, employees, members, and agents who are active in the management of the entity.

5. I understand that the relationship with a TSA Commissioner or TSA employee that must be disclosed as follows:

Father, mother, son, daughter, brother, sister, uncle, aunt, first cousin, nephew, niece, husband, wife, father-in-law, mother-in-law, daughter-in-law, son-in-law, brother-in-law, sister-in-law, stepfather, stepmother, stepson, stepdaughter, stepbrother, stepsister, half-brother, half-sister, grandparent, or grandchild.

6. Based on information and belief, the statement, which I have marked below, is true in relation to the entity submitting this sworn statement. [Please Indicate which statement applies.

_____ Neither the entity submitting this sworn statement, nor any officers, directors, executives, partners, shareholders, employees, members, or agents who are active in management of the entity, have any relationships as defined in section 105.08, Tampa Sports Authority Code, with any TSA Commissioner or TSA employee.

_____ The entity submitting this sworn statement, or one or more of the officers, directors, executives, partners, shareholders, employees, members, or agents, who are active in management of the entity, have the following relationships with a TSA Commissioner or TSA employee:

Name of Affiliate
or entity

Name of TSA Commissioner
or employee

Relationship

(Signature)

(Date)

STATE OF _____

COUNTY OF _____

The foregoing instrument was acknowledged before me this ____ Day of _____, 20____, by

_____, who is personally known to me

or who has produced _____ as identification.

NOTARY PUBLIC:

SIGN: _____

PRINT: _____

Notary Public, State at large

My Commission Expires: _____

(SEAL)

PREFERENCE TO BUSINESSES WITH DRUG-FREE WORKPLACE PROGRAMS
UNDER SECTION 287.087, FLORIDA STATUTES

1. This statement is submitted with **Invitation to Bid #18-14, Microlite Control System Replacement, RJS.**

2. Preference shall be given to businesses with drug-free workplace programs. Whenever two or more Proposals which are equal with respect to price, quality, and service are received by the Authority for the procurement of commodities or contractual services, a bid received from a business that certifies that it has implemented a drug-free workplace program shall be given preference in the award process. Established procedures for processing tie Proposals will be followed if none of the tied vendors have a drug-free workplace program. In order to have a drug-free workplace program, a business shall:
 - a. Publish a statement notifying employees that the unlawful manufacture, distribution, dispensing, possession, or use of a controlled substance is prohibited in the workplace and specifying the actions that will be taken against employees for specifying the actions that will be taken against employees for violations of such prohibition.

 - b. Inform employees about the dangers of drug abuse in the workplace, the business's policy of maintaining a drug-free workplace, any available drug counseling, rehabilitation, and employee assistance programs, and the penalties that may be imposed upon employees for drug abuse violations.

 - c. Give each employee engaged in providing the commodities or contractual services that are under bid a copy of the statement specified in subsection (A).

 - d. In the statement specified in subsection (A), notify the employees that, as a condition of working on the commodities or contractual services that are under bid, the employee will abide by the terms of the statement and will notify the employer of any conviction of, or plea of guilty or nolo contendere to, violation of Chapter 893 or of any controlled substance law of the United States or any state for a violation occurring in the workplace no later than five (5) days after such conviction.

 - e. Impose a sanction on or require the satisfactory participation in a drug abuse assistance or rehabilitation program, if such is available in the employee's community, by any employee who is so convicted.

 - f. Make a good faith effort to continue to maintain a drug-free workplace through implementation of this section.

AS THE PERSON AUTHORIZED TO SIGN THE STATEMENT, I CERTIFY THAT THIS COMPANY COMPLIES FULLY WITH THE ABOVE REQUIREMENTS.

BIDDER/PROPOSER SIGNATURE: _____ DATE: _____

STATEMENT OF NO BID
TAMPA SPORTS AUTHORITY – PROCUREMENT DEPARTMENT
4201 North Dale Mabry, Tampa, FL 33607

Bid Number: 18-14
Title: Microlite Control System Replacement, RJS

IMPORTANT NOTICE TO VENDORS: If you do not intend to submit a bid/proposal and wish to continue to receive notice of Tampa Sports Authority procurements, please return this "Statement of No Bid" via fax, email or U.S. Mail on the day of or prior to the bid opening.

If you elect not to submit a bid/proposal, please indicate the reason below and either
Email this form to: djones@tampasportsauthority.com OR
Fax this form to: 813-350-6611 OR
Mail this for to the address above.

- We do not offer this product/service or an equivalent
- Our schedule would not permit us to perform
- Insufficient time to respond to solicitation
- Unable to meet specifications
- Specifications not clear
- Unable to meet bond and/or insurance requirements
- Specifications "too tight"/restrictive (i.e. geared to a specific brand or manufacturer)
- Sub-Contractor (submitted bid to General Contractor)
- Other (please explain below):

REMARKS: _____

We understand that if the "No Bid" letter is not executed and returned; our name may be deleted from the list of qualified bidders for the Tampa Sports Authority.

SIGNATURE: _____ DATE: _____
NAME (PRINTED): _____
COMPANY: _____
ADDRESS: _____
FEDERAL TAX ID#: _____
PHONE NUMBER: _____ EMAIL: _____

BID CHECKLIST

Please use this Bid Checklist form to mark off all forms within this bid package as signed and/or acknowledged.

- General Terms and Provisions Acknowledgment "Proposer's Signature" – Page 15
- Bid Proposal – Pages 37
- Guarantee of Bid Proposal – Page 38
- Acknowledgment of Addenda (If applicable) – Page 39
- Acknowledgment of Bidder (If a Corporation, Partnership or Individual) – Page 40
- Acknowledgment of Principal, If Corporation – Page 41
- Legal Status of Bidder – Page 42
- Bidder Reference/Qualification Form – Page 43
- Sworn Statement – Public Entity Crimes – Pages 44-45
- Sworn Statement – Disclosure of Relationships – Pages 46-47
- Drug-Free Workplace Acknowledgment – Page 48
- Statement of No Bid (Complete this form only if **not** submitting a bid) – Page 49
- Bid Checklist (Not a mandatory form) – Page 50

*I acknowledge by my signature above that all the above forms
(if applicable) have been included in my bid to the Authority.*

Date

PART II
CONDITIONS OF THE CONTRACT

Index to Articles for the General Conditions

Article 1	Contract Documents
Article 2	The Design Professional
Article 3	Owner
Article 4	Contractor
Article 5	Work by Owner or By Separate Contractor's
Article 6	Miscellaneous Provisions
Article 7	Time
Article 8	Payments and Completion
Article 9	Protection of Persons and Property
Article 10	Insurance
Article 11	Changes in the Work
Article 12	Uncovering and Correction of Work

Notice of Disclaimer

TAKE NOTICE, that these General Conditions may contain language and Article or Paragraph headings or names which appear similar to or the same as the provisions of the "General Conditions of the Contract for Construction", published by the American Institute of Architects, AIA Document A-201, 1976 Edition.

TAKE NOTICE, however, that these General Conditions are substantially and materially different in many respects from the AIA Document A-201 and that certain additions, deletions or other modifications have been made to provisions similar to those contained in the AIA Document. This document, further, contains provisions which do not appear in the AIA document.

The use of any language or article or paragraph format similar to or the same as AIA Document A-201 does not constitute an endorsement by the American Institute of Architects of this document.

General Conditions of the Contract for Installation/Construction

Article 1

Contract Documents

1.1 DEFINITIONS

1.1.1 THE CONTRACT DOCUMENTS

The Contract Documents consist of the Purchase Order, the Conditions of the Contract (General, Supplementary and other Conditions), the Performance and Labor and Material Payment Bonds (if required), Bid Bond, the Drawings (if any), the Specifications, (if any) and all Addenda issued prior to and all Modifications issued after execution of the Contract. A Modification is (1) a written amendment to the Contract signed by both parties, (2) a Change Order issued pursuant to the provisions of the General Conditions, (3) a written order for a minor change in the Work issued by the OWNER'S REPRESENTATIVE (4) a Change Order to the Purchase Order. The Contract documents include Bidding Documents such as the Advertisement or Invitation to Bid, the Instructions to Bidders, sample forms, the CONTRACTOR'S Bid or portions of Addenda relating to any of these.

1.1.2 THE CONTRACT

The Contract is the sum of all the Contract Documents. This Contract represents the entire and integrated agreement between the OWNER and the CONTRACTOR and supersedes all prior negotiations, representations, or agreements, either written or oral. The Contract may be amended or modified only by a Modification as defined in Subparagraph 1.1.1 and notwithstanding anything contained in the Contract Documents to the contrary; there can be no increase in the Contract Sum or Time without an executed change order.

1.1.3 THE WORK

The Work comprises the completed construction required by the Contract Documents and includes all labor, supplies and other facilities or things necessary to produce such construction, and all materials, equipment, and supplies incorporated or to be incorporated in such construction.

1.1.4 THE PROJECT

The Project is the total construction of which the Work performed under the Contract Documents may be the whole or a part.

1.1.5 FURNISH, INSTALL, PROVIDE:

The terms "Furnish" or "Install" or "Provide", unless specifically limited in context, mean: Furnishing and incorporating a specified item, product or material in the work, including all necessary labor, materials, equipment to perform the work required, ready for use.

1.1.6 NOTICE

The term "Notice" as used herein shall mean and include written notice. Written notice shall be deemed to have been duly served when delivered to or at the last known business address of the person, firm or corporation for whom intended, or to his, their or its duly authorized agent, representative or officer; or when enclosed in a postage prepaid wrapper or envelope

addressed to such person, firm or corporation at his, their or its last known business address and deposited in a United States mailbox.

1.1.7 MISCELLANEOUS WORDS OR TERMS

Whenever they refer to the work or its performance, "Directed", "Required", "Permitted", "Ordered", "Designated", "Prescribed", and words of like import shall imply the direction, requirements, permission, order, designation or prescription of the OWNER, or OWNER'S REPRESENTATIVE, and "Approved", "Acceptable", "Satisfactory", "in the judgment of" and words of like import shall mean approved by or acceptable to or satisfactory to, in the judgment of the OWNER.

1.1.8 **BIDDER:** Any individual, company, corporation, partnership, or joint venture who submits a bid for work required as distinct from a sub-bidder who submits a bid to a prime bidder.

1.1.9 **BIDDING DOCUMENTS:** The Invitation to Bid, CONTRACTOR'S Qualification Statement, Instructions to Bidders, Sample Forms, Proposal, Specifications, Drawings and Addenda issued prior to receipt of bids.

1.1.10 **DIRECTED, REQUIRED, ACCEPTABLE:** When these words refer to work or its performance, "directed," "required," "permitted," "ordered," "designated," "prescribed," and words of like implication, mean "by direction of," "requirements of," "permission of," "order of," "designation of," or "prescription of" the OWNER'S REPRESENTATIVE. Likewise, "acceptable," "satisfactory," "in the judgment of," and words of like import, mean "recommended by," "acceptable to," "satisfactory to," or "in the judgment of" the OWNER'S REPRESENTATIVE.

1.1.11 **AS SHOWN, AS INDICATED, AS DETAILED:** These words, and words of like implication, refer to information contained by drawings describing the work, unless explicitly stated otherwise in other Contract Documents.

1.1.12 **MANUFACTURER:** An individual, company, or corporation who manufactures, fabricates, or assembles a standard product. A standard product is one that is not made to special design, and if furnished by either direct sale or by contract to the CONTRACTOR, Subcontractor or Vendor.

1.1.13 **MATERIAL SUPPLIER OR VENDOR:** A person or organization who supplies, but who is not responsible for the installation of, materials, products and equipment of a standard nature that are not specifically fabricated for this particular contract.

1.1.14 **PLANS OR DRAWINGS:** All drawings or reproduction of drawings pertaining to required work.

1.1.15 **PRODUCT:** The term 'product' includes materials, systems and equipment.

1.1.16 **PROJECT MANUAL:** The Project Manual includes the bidding requirements, Conditions of Contract and the specifications. Not all documents bound in the Manual are necessarily Contract Documents as described in Paragraph 1.1.1.

1.1.17 **PROPOSAL:** A complete and properly signed document whereby a bidder proposes to do the work or designated portion thereof for the sums stipulated therein, supported by data called for by the bidding requirements.

1.1.18 **PROVIDE:** As a directive to the CONTRACTOR, "provide" means "furnish and install completely".

1.1.19 **SPECIFICATIONS:** Descriptions, provisions and requirements, pertaining to method and manner of performing work, or to quantities and qualities of materials to be furnished under terms of the Contract.

1.2 EXECUTION, CORRELATION AND INTENT

- 1.2.1 The Contract Documents shall be signed in not less than four (4) copies by the OWNER and CONTRACTOR and each of which shall be deemed an original, but all of which shall constitute one and the same instrument. If either the OWNER or the CONTRACTOR or both do not sign the Contract Documents, then they shall be as described in Paragraph 1.1.1 and shall be identified by the OWNER'S REPRESENTATIVE.
- 1.2.2 By executing the Contract, the CONTRACTOR represents that he has visited the site, familiarized himself with the local conditions under which the Work is to be performed, and correlated his observations with the requirements of the Contract Documents. CONTRACTOR further represents that all Design Drawings and specifications contain some minor errors and discrepancies. Such errors and discrepancies shall not form the basis of any claim by CONTRACTOR for defective design or breach of any implied warranties as to fitness of plans or specifications against OWNER.
- 1.2.3 The intent of the Contract Documents is to include all items necessary for the proper execution and completion of the Work. The Contract Documents are complementary, and what is required by any one shall be as binding as if required by all. Performance by the CONTRACTOR shall be required only to the extent consistent with the Contract Documents and reasonably inferable from them as being necessary to produce the intended results. Words and abbreviations which have well-known technical or trade meanings are used in the Contract Documents in accordance with such recognized meanings unless otherwise specifically defined herein. The table of contents, index, titles, headings, running headlines and marginal notes contained herein and in said documents are solely to facilitate reference to various provisions of the Contract Documents and in no way affect, limit or cast light upon the interpretation of the provisions to which they refer.
- 1.2.4 The organization of the Specifications into divisions, sections and articles, and the arrangement of Drawings is for clarity only, and shall not control the CONTRACTOR in dividing the work among Sub-CONTRACTORS or in establishing the extent of Work to be performed by any trade. The CONTRACTOR may subcontract the Work in such divisions as he sees fit and he is ultimately responsible for furnishing all work shown on the drawings and/or in the specifications.
- 1.2.5 Anything shown on the drawings and not mentioned in the specifications or mentioned in the specifications and not shown on the drawings shall have the same effect as if shown or mentioned respectively in both. Technical specifications take priority over general specifications and detail drawings take precedence over general drawings. Any work shown on one drawing shall be construed to be shown in all drawings and the CONTRACTOR will coordinate the work and the drawings. If any portion of the Contract Documents shall be in conflict with any other portion, the various documents comprising the Contract Documents shall govern in the following order of precedence: The OWNER-CONTRACTOR Agreement; Modifications; Addenda; any Supplementary Conditions; the General Conditions; the Specifications; the Drawings; as between schedules and information given on Drawings, the schedules shall govern; as between figures given on Drawings and the scaled measurements, the figures shall govern; as between large-scale Drawings and small scale Drawings, the larger scale shall govern. Any such conflict or inconsistency between or in the drawings shall be submitted to the OWNER'S REPRESENTATIVE whose decision thereon shall be final and conclusive.
- 1.2.6 The CONTRACTOR agrees that nothing contained in the Contract Documents or any contract between the OWNER or the OWNER'S REPRESENTATIVE shall create any contractual relationship between the OWNER'S REPRESENTATIVE or between the OWNER, OWNER'S REPRESENTATIVE, and any Subcontractor or Sub-CONTRACTORS. The CONTRACTOR acknowledges and agrees that this Contract is not intended to create, nor shall any provision be interpreted as creating, any contractual relationship between the OWNER or

- CONTRACTOR and any third parties.
- 1.2.7 The provisions of this Contract cannot be amended, modified, varied or waived by the OWNER or its agents or REPRESENTATIVE'S in any respect except by a Modification approved and executed by the Tampa Sports Authority. The CONTRACTOR is hereby given notice that no person has authority to orally waive, or to release the CONTRACTOR from any of the CONTRACTOR'S duties or to alter obligations under or arising out of this Contract. Any waiver, approval or consent granted by Modification to the CONTRACTOR shall be limited to those matters specifically and expressly stated thereby to be waived, approved or consented to and shall not relieve the CONTRACTOR of the obligation to obtain any future waiver, approval or consent.
- 1.2.8 Any material or operation specified by reference to published specifications of a manufacturer, a society, an association, a code, or other published standard, shall comply with requirements of the listed document which is current on date of receipt of bids. In case of a conflict between referenced document and project specifications, project specifications shall govern. In case of a conflict between referenced documents, the one having more stringent requirements shall govern.
- 1.2.9 The CONTRACTOR, if requested, shall furnish an affidavit from manufacturer certifying that materials or product delivered to job meets requirements specified.
- 1.3 OWNERSHIP AND USE OF DOCUMENTS
- 1.3.1 All Drawings, Specifications and copies thereof furnished by the OWNER'S REPRESENTATIVE are and shall remain his property. They are to be used only with respect to this Project and are not to be used on any other project. With the exception of one contract set for each party to the Contract, such documents are to be returned or suitably accounted for to the OWNER'S REPRESENTATIVE on request at the completion of the Work. Submission or distribution to meet official regulatory requirements or for other purposes in connection with the Project is not to be construed as publication in derogation of the OWNER'S REPRESENTATIVE'S common law copyright or other reserved rights.
- 1.3.1.1 The CONTRACTOR will be furnished with five (5) copies of drawings and specifications free. Additional copies will be provided at cost.

End of Article 1

Article 2

The Design Professional (NOT APPLICABLE)

2.1 DEFINITIONS

- 2.1.1 The terms "DESIGN PROFESSIONAL" or "A/E" or "Architect" or "Engineer" as used or set forth in the Contract Documents, shall mean the entity and its consulting firm or agencies, or their duly authorized REPRESENTATIVES, that is responsible for designing or engineering the work, and performing the activities specified herein, as identified in the OWNER-CONTRACTOR Agreement, including any consulting-engineers or Sub-CONTRACTORS to said entity or firm. Such firm or agency and its REPRESENTATIVE'S shall act severally within the scope of particular duties entrusted to them, unless otherwise provided for in the Contract.

2.2 SERVICES OF THE DESIGN PROFESSIONAL

- 2.2.1** The DESIGN PROFESSIONAL will visit the site at intervals appropriate to the stage of construction to familiarize itself generally with the progress and quality of the Work and to determine in general if the Work is proceeding in accordance with the Contract Documents. The DESIGN PROFESSIONAL will not be required to make exhaustive or continuous on-site inspections to check the quality or quantity of the Work, but it shall make as many inspections as may reasonably be required to fulfill its obligations to the OWNER. On the basis of such on-site observations, the DESIGN PROFESSIONAL shall endeavor to guard the OWNER against defects and deficiencies in the Work of the CONTRACTOR.
- 2.2.2** The DESIGN PROFESSIONAL will not be responsible for and will not have control or charge of construction means, methods, techniques, sequences or procedures, or for safety precautions and programs in connection with the Work, and he will not be responsible for the CONTRACTOR'S failure to carry out the Work in accordance with the Contract Documents. The OWNER'S REPRESENTATIVE will not be responsible for or have control or charge over the acts or omissions of the CONTRACTOR, Sub-CONTRACTORS, or any of their agents or employees, or any other persons performing any of the Work.
- 2.2.3** The DESIGN PROFESSIONAL shall at all times have access to the work wherever it is in preparation or progress. The CONTRACTOR shall provide safe facilities for such access so the DESIGN PROFESSIONAL may perform his functions under the Contract Documents.
- 2.2.4** The DESIGN PROFESSIONAL has the authority to condemn or reject work on behalf of the OWNER when, in its opinion, the work does not conform to the Contract Documents.
- 2.2.5** The DESIGN PROFESSIONAL or OWNER'S REPRESENTATIVE will review CONTRACTOR'S submittals such as Shop Drawings, Product Data and Samples, but only for conformance with the design concept of the Work and for general compliance with the Contract Documents.
- 2.2.6** The DESIGN PROFESSIONAL, OWNER'S REPRESENTATIVE and the OWNER will conduct inspections to determine the dates of Substantial Completion and Final Completion.

End of Article 2

Article 3

Owner

3.1 DEFINITION

- 3.1.1** The OWNER is the person or entity identified as such in the OWNER-CONTRACTOR Agreement and is referred to throughout the Contract.

- 3.1.2** OWNER: **Tampa Sports Authority
4201 North Dale Mabry
Tampa, Florida 33607**

3.2 OWNER'S REPRESENTATIVE

- 3.2.1** DESIGN PROFESSIONAL (if applicable) may assist and advise the OWNER during Project construction and until the issuance of the final Certificate for Payment. The OWNER must approve all Change Orders and payments to the CONTRACTOR. In absence of a DESIGN PROFESSIONAL, the OWNER'S REPRESENTATIVE duties shall be carried out by a project manager assigned by the OWNER, (Tampa Sports Authority).

3.3 INFORMATION, SERVICES AND RIGHTS OF THE OWNER

3.3.1 The OWNER'S REPRESENTATIVE, will provide administration of the Contract as hereinafter described.

3.3.2 The OWNER and the OWNER'S REPRESENTATIVE shall at all times have access to the Work whenever it is in preparation or progress. The CONTRACTOR shall provide safe facilities for such access.

3.3.3 The OWNER and the OWNER'S REPRESENTATIVE shall not be responsible for or have control or charge of the construction means, methods, techniques, sequences, or procedures, or for safety precautions and programs in connection with the Work, and will not be responsible for the CONTRACTOR'S failure to carry out the Work in accordance with the Contract Documents.

3.4 OWNER'S RIGHT TO STOP OR TO SUSPEND THE WORK

3.4.1 If the CONTRACTOR fails to correct defective Work or fails to carry out the Work or supply labor and materials in accordance with the Contract Documents, the OWNER'S REPRESENTATIVE by a written order may order the CONTRACTOR to stop the Work, or any portion thereof, until the cause for such order has been eliminated.

3.4.2 The OWNER'S REPRESENTATIVE may order the CONTRACTOR in writing to suspend, delay, or interrupt all or any part of the Work for such period of time as he may determine to be appropriate for the convenience of the OWNER.

3.4.3 In the event of a suspension of work or delay or interruption of work, the CONTRACTOR will and will cause his Sub-CONTRACTORS to protect carefully his, and their, materials and work against damage or injury from the weather and maintain completed and uncompleted portions of the work as required by the Contract Documents. If, in the opinion of the OWNER'S REPRESENTATIVE, any work or material shall have been damaged or injured by reason of failure on the part of the CONTRACTOR or any of his Sub-CONTRACTORS to so protect same, such work and materials shall be removed and replaced at the expense of the CONTRACTOR.

3.5 OWNER'S RIGHT TO CARRY OUT THE WORK

3.5.1 If the CONTRACTOR defaults or neglects to carry out the Work in accordance with the Contract Documents and fails within seven days after receipt of written notice from the OWNER'S REPRESENTATIVE, to commence and continue correction of such default or neglect with diligence and promptness, the OWNER may, after seven days following receipt by the CONTRACTOR of an additional written notice and without prejudice to any other remedy he may have, make good such deficiencies and may further elect to complete all Work thereafter through such means as the OWNER may select, including the use of a new CONTRACTOR. In such case the OWNER shall provide notice to the CONTRACTOR'S surety (if applicable) and an appropriate Change Order shall be issued deducting from the payments then or thereafter due the CONTRACTOR. If the payments then or thereafter due the CONTRACTOR are not sufficient to cover such amount, the CONTRACTOR shall pay the difference to the OWNER. Notwithstanding the OWNER'S right to carry out a portion of the work, maintenance and protection of the work remains the CONTRACTOR'S and Surety's responsibility as provided for in the Performance Bond and Guarantee of CONTRACTOR.

3.5.2 Whenever CONTRACTOR shall be, and is declared by OWNER to be, in default under the Contract the OWNER having performed OWNER'S obligations thereunder, the Surety (if Project covered by a Performance Bond) shall promptly remedy the default, or shall promptly.

- 1. Complete the Contract in accordance with its terms and conditions, or,**
- 2. Obtain a bid or bids for completing the Contract in accordance with its terms and conditions upon determination by the OWNER and the Surety jointly of the lowest**

responsible bidder, arrange for a contract between such bidder and Surety to complete the Work and provide any required warranty work on service.

End of Article 3

Article 4

Contractor

4.1 DEFINITION

4.1.1 The CONTRACTOR is the person or organization identified as such in the OWNER-CONTRACTOR Agreement. The term CONTRACTOR means the CONTRACTOR or its authorized representative, who shall have authority to bind the CONTRACTOR in all matters pertinent to this Contract.

4.2 REVIEW OF CONTRACT DOCUMENTS

4.2.1 Before placing the proposal to the OWNER, and continuously after execution of the Contract, the CONTRACTOR shall carefully study and compare the Contract Documents and shall at once report to the OWNER through the OWNER'S REPRESENTATIVE any error, inconsistency or omission that may be discovered, including any requirement which may be contrary to any law, ordinance, rule, regulation or order of any public authority bearing on the performance of the Work.

4.3 SUPERVISION AND CONSTRUCTION PROCEDURES

4.3.1 The CONTRACTOR shall supervise and direct the Work, using its best skill and attention and shall have a Superintendent present on the job fulltime if OWNER requests. The CONTRACTOR shall be solely responsible for and have control over all construction means, methods, techniques, sequences and procedures of construction and for coordinating all portions of the Work under the Contract.

4.3.2 The CONTRACTOR shall be responsible to the OWNER for the acts and omissions of its employees, Sub-CONTRACTORS and Sub- Sub-CONTRACTORS, suppliers, their agents and employees, and other persons performing any of the Work and for their compliance with each and every requirement of the Contract Documents, in the same manner as if they were directly employed by the CONTRACTOR.

4.3.3 The CONTRACTOR shall employ no plant, equipment, materials, methods or persons to which the OWNER'S REPRESENTATIVE have a reasonable objection.

4.4 CONTRACTOR'S REPRESENTATIONS

4.4.1 By entering into this Contract with the OWNER, the CONTRACTOR represents and warrants the following, together with all other representations and warranties in the Contract Documents:

1. that he is experienced in and competent to perform the type of work required and to furnish the plant, materials, supplies or equipment to be so performed or furnished by him;
2. that he is financially solvent, able to pay his debts as they mature, and possessed of sufficient working capital to initiate and complete the Work required under the Contract;
3. that he is familiar with all Federal, State, County, municipal and department laws,

ordinances, permits, regulations and resolutions which may in any way affect the Work or those employed therein, including but not limited to any special laws or regulations relating to the Work or any part thereof;

4. that such temporary and permanent work required by the Contract Documents which is to be done by him will be satisfactorily constructed and fit for use for its intended purpose and that such construction will not injure any person, or damage any property;
5. that he has carefully examined the Contract Documents and the site of the Work and that from his own investigations, he has satisfied himself and made himself familiar with: (1) the nature and location of the Work; (2) the character, legal limits, quality and quantity of surface and subsurface materials likely to be encountered, including, but not limited to, all structures and obstructions on or at the project site, both natural and man-made; (3) the character of equipment and other facilities needed for the performance of the Work; (4) the general and local conditions including without limitation its climatic conditions, the availability and cost of labor and the availability and cost of materials, tools and equipment; (5) the quality and quantity of all materials, supplies, tools, equipment, labor and professional services necessary to complete the work in the manner required by the Contract Documents; and (6) all other matters or things which could in any manner affect the performance of the Work;
6. that he will fully comply with all requirements of the Contract Documents;
7. that he will perform the Work consistent with good workmanship, sound business practice, and in the most expeditious and economical manner consistent with the best interests of the OWNER;
8. that he will furnish efficient business administration and experienced superintendence and an adequate supply of workmen, equipment, tools and materials at all times;
9. that he has carefully reviewed the Work required and that the Work can be planned and executed in a normal and orderly sequence of Work and reasonably scheduled so as to ensure completion of the work in accordance with the Contract Documents, allowing for normal and reasonably foreseeable weather, labor and other delays, interruptions and disruptions of the Work;
10. that he will complete the Work within the Contract Time and all portions thereof within any required Contract milestones; and
11. that his Contract price is based upon the labor, materials, systems and equipment required by or reasonably inferable from the Contract Documents, without exception.

4.5 LABOR AND MATERIALS

- 4.5.1 Unless otherwise provided in the Contract Documents, the CONTRACTOR shall provide and pay for all labor, materials, equipment, supplies, tools, construction equipment and machinery, water, heat, utilities, transportation, and other facilities and services necessary or proper for or incidental to the execution and completion of the Work required by and in accordance with the Contract Documents and any applicable code or statute, whether specifically required by the Contract Documents or whether their provision may reasonably be inferred as necessary to produce the intended results, whether temporary or permanent and whether or not incorporated or to be incorporated in the Work. Final payment will not be made until the Work is so completed.
- 4.5.2 The CONTRACTOR shall at all times enforce strict discipline and good order among his employees and shall not employ on the Work any unfit Subcontractor or person or anyone not skilled in the task assigned to him. The OWNER may, by notice in writing, require the CONTRACTOR to remove from the work any Subcontractor or employee the OWNER deems incompetent, careless or otherwise objectionable and CONTRACTOR shall provide for this

contingency in his Subcontracts.

4.5.3 The CONTRACTOR shall be responsible for ensuring that the work is completed in a skillful and workmanlike manner.

4.6 WARRANTY

4.6.1 The CONTRACTOR warrants to the OWNER, and the OWNER'S REPRESENTATIVE that all materials and equipment furnished under this Contract will be new unless otherwise specified, and that all workmanship will be of first class quality, free from faults and defects and in conformance with the Contract Documents and all other warranties and guaranties specified therein. Materials and workmanship shall be guaranteed for a period of one year from the date of Substantial Completion, unless otherwise specified herein and/or superseded by manufacturers' warranties of a greater duration. All labor, including premium time, required to honor such warranty will be provided without charge to the OWNER. Where no standard is specified for such workmanship or materials, they shall be the best of their respective kinds. All Work not conforming to these requirements, including substitutions not properly approved and authorized, may be considered defective. If required by the OWNER'S REPRESENTATIVE, the CONTRACTOR shall furnish satisfactory evidence as to the kind and quality of materials and equipment. This warranty is not limited by the provisions of Article 13.

4.6.2 If, within one year after the Date of Final Completion of the Work or within such longer period of time as may be prescribed by law or by the terms of any applicable special warranty required by the Contract Documents, any of the Work is found to be defective, not in accordance with the Contract Documents, or not in accordance with the guarantees and warranties specified in the Contract documents, the CONTRACTOR shall correct it within five (5) working days or such other period as mutually agreed, after receipt of a written notice from the OWNER to do so at no cost to the OWNER, including any premium labor time. The OWNER shall give such notice with reasonable promptness after discovery of the condition. As long as notification of defective work is reported within the warranty period, such work shall be corrected, even if actual correction occurs outside the warranty period.

4.6.3 If at any time latent deficiencies in the Work are discovered, the CONTRACTOR will be liable for replacement or correction of such Work and any damages which OWNER has incurred related thereto, regardless of the time limit of any guarantee or warranty.

4.7 TAXES

4.7.1 The CONTRACTOR shall pay all sales, consumer, use and other similar taxes for the Work or portions thereof provided by the CONTRACTOR which are legally enacted at the time bids are received, whether or not yet effective. OWNER reserves the right to delete portions of the Work and to direct purchase materials to realize a tax savings.

4.8 PERMITS, FEES AND NOTICES

4.8.1 CONTRACTOR shall secure and pay for all permits and governmental fees, licenses and inspections necessary for the proper execution and completion of the Work which are legally required at the time the bids are received. The total cost of the permits will be paid by the CONTRACTOR.

4.8.2 The CONTRACTOR shall give all notices and comply with all laws, ordinances, rules, regulations and lawful orders of any public authority bearing on the performance of the Work.

4.9 SUPERINTENDENT

4.9.1 The CONTRACTOR shall employ a competent Superintendent and necessary assistants who shall be in attendance at the Project site FULL TIME during the progress of the Work if requested by OWNER.

4.10 The OWNER may, at its sole discretion and for any reason, other than when it becomes apparent to the OWNER'S REPRESENTATIVE or OWNER that the Work will not be completed within the required Milestone or Completion dates, require the CONTRACTOR to accelerate the Schedule of Performance by providing overtime, Saturday, Sunday and/or holiday work and/or by having all or any Sub-CONTRACTORS designated by the OWNER provide overtime, Saturday, Sunday, and/or holiday work. In the event that the OWNER requires such acceleration a Change Order shall be issued.

4.11 USE OF SITE

4.11.1 The CONTRACTOR shall confine operations at the site to areas provided by the OWNER. The CONTRACTOR shall not unreasonably encumber the site, with any materials, equipment or trailers nor shall he block the entrances or otherwise prevent reasonable access to the site, other working and parking areas, completed portions of the Work and/or properties, storage areas, areas of other facilities that are adjacent to the work site. If the CONTRACTOR fails or refuses to move said material, equipment or trailers within 24 hours of notification by the OWNER, through the OWNER'S REPRESENTATIVE, to so do, the OWNER shall have the right, without further notice, to remove, at the expense, any material, equipment and/or trailers which the OWNER deems are in violation of CONTRACTOR'S this paragraph.

4.12 CUTTING AND PATCHING OF WORK

4.12.1 Existing structures and facilities including but not limited to building, utilities, topography, streets, curbs, walks, etc., that are damaged or removed due to required excavations or other construction work, shall be patched, repaired or replaced by the CONTRACTOR to satisfaction of the OWNER'S REPRESENTATIVE and the OWNER of such structures and facilities and authorities having jurisdiction . to its previous condition In event the local jurisdictional authorities require that such repairing and patching be done with their own labor and materials, the CONTRACTOR shall abide by such regulations and pay for such work.

4.13 CLEANING UP

4.13.1 The CONTRACTOR at all times shall keep the premises free from accumulation of waste materials or rubbish caused by his operations. At the completion of the Work each day and before Final Payment is made, he shall remove all his waste materials and rubbish from and about the Project as well as all his tools, construction equipment, machinery and surplus materials.

4.13.2 If the CONTRACTOR fails to clean up during or at the completion of the Work at the request of the OWNER or otherwise, the OWNER may do so as provided in Paragraph 6.3 and the cost thereof shall be charged to the CONTRACTOR.

4.14 INDEMNIFICATION

4.14.1 To the fullest extent permitted by law, the CONTRACTOR shall, at his sole cost and expense, indemnify, defend, and hold harmless the OWNER, the OWNER'S REPRESENTATIVE and their agents, REPRESENTATIVE'S, and employees from and against all claims, actions, judgments, costs, liabilities, penalties, damages, losses and expenses, including but not limited to attorneys' fees, arising out of or resulting from the performance of the Work, provided that any such claim, action, judgment, cost, liability, penalty, damage, loss or expense (1) is attributable to bodily injury, sickness, disease or death, or to injury to or destruction of tangible property (other than the Work itself) including the loss of use resulting therefrom, and (2) is caused in whole or in part by any negligent act or omission of the CONTRACTOR, any Subcontractor, anyone directly or indirectly employed by any of them or anyone for whose acts any of them may be liable, regardless of whether or not it is caused in part by a party indemnified hereunder. Such obligation shall not be construed to negate, abridge, or otherwise reduce any other right or obligation of indemnity which would otherwise exist as to any party or person described in this Paragraph 4.21.

CONTRACTOR specifically agrees that it has included Fifty Dollars (\$50.00) in its bid price, over and above what it otherwise would have bid, to compensate CONTRACTOR for all indemnity obligations contained in the Contract Documents.

End of Article 4

Article 5

**Work By Owner Or By
Separate CONTRACTORS**

5.1 OWNER'S RIGHT TO PERFORM WORK AND TO AWARD SEPARATE CONTRACTS

5.1.1 The OWNER reserves the right to perform work related to the Project with his own forces, and to award separate contracts in connection with other portions of the Project or other work on the site under these or similar Conditions of the Contract.

5.2 MUTUAL RESPONSIBILITY

5.2.1 The CONTRACTOR shall afford other CONTRACTOR'S, the OWNER'S REPRESENTATIVE and the OWNER reasonable opportunity for the introduction and storage of their materials and equipment and the execution of their work and shall properly connect and coordinate the Work with that of the OWNER'S, the OWNER'S REPRESENTATIVE and other CONTRACTOR'S to store his apparatus, materials, supplies and equipment in such orderly fashion at the site of the Work as will not unduly or unreasonably interfere with the progress of the Work or the work of any other CONTRACTOR'S

5.2.2 Should the CONTRACTOR cause damage to the work or property of the OWNER or of any separate CONTRACTOR on the Project, or to other work on the Site, or delay or interfere with the OWNER'S work on ongoing operations or facilities or adjacent facilities or said separate work, the CONTRACTOR shall be liable for the same.

5.3 COORDINATION OF THE WORK

5.3.1 By entering into this contract, CONTRACTOR acknowledges that there may be other CONTRACTOR'S on the site whose work will be coordinated with that of his own. CONTRACTOR expressly warrants and guarantees that he will cooperate with other CONTRACTOR'S and will do nothing to delay, hinder or interfere with the work of other separate CONTRACTOR'S, the OWNER or OWNER'S REPRESENTATIVE. CONTRACTOR also expressly agrees that, in the event his work is hindered, delayed, interfered with or otherwise affected by a separate Contractor, his sole remedy will be a direct action against the separate CONTRACTOR. CONTRACTOR will have no remedy, and hereby expressly waives and releases any remedy, against the OWNER and/or the OWNER'S REPRESENTATIVE on account of delay, hindrance, interference or other event caused by a separate CONTRACTOR.

End of Article 5

Article 6

Miscellaneous Provisions

6.1 GOVERNING LAW

6.1.1 Unless otherwise provided in the Contract Documents, the Contract shall be governed by the law of the State of Florida. The sole and exclusive venue for any litigation arising from or related to this Contract, shall be in Hillsborough County, Florida.

6.1.2 Each and every provision of law and clause required by law to be inserted in this Contract shall be deemed to be inserted herein and the Contract shall be read and enforced as though it were included herein. If through mistake or otherwise, any such provision is not inserted or is not correctly or fully inserted, then upon the application of either party, the Contract shall forthwith be physically amended to make such insertion.

6.2 SUCCESSORS AND ASSIGNS

6.2.1 The OWNER and the CONTRACTOR each binds himself, his partners, successors, assigns and legal REPRESENTATIVE'S to the other party hereto and to the partners, successors, assigns and legal REPRESENTATIVE'S of such other party in respect to all covenants, agreements and obligations contained in the Contract Documents. The CONTRACTOR shall not assign the Contract or sublet it as a whole without the written consent of the OWNER, nor shall the CONTRACTOR assign any moneys due or to become due to him hereunder, without the previous written consent of the OWNER and the CONTRACTOR'S Surety.

6.3 CLAIMS AND DAMAGES

6.3.1 Should the CONTRACTOR suffer injury or damage to person or property because of any act or omission of the OWNER or OWNER'S REPRESENTATIVE, or of any of their employees, agents or others for whose acts either is legally liable, notice of same shall be given in writing to the OWNER within 25 days after the first observance of such injury or damage; otherwise, the CONTRACTOR shall have waived and released any and all rights he may have against the OWNER, the OWNER'S REPRESENTATIVE, or their employees, REPRESENTATIVE'S and agents which are not otherwise covered by CONTRACTOR'S Indemnity obligations set forth in the Contract Documents.

6.4 PERFORMANCE BOND AND LABOR AND MATERIAL PAYMENT BOND (If Required)

6.4.1 The CONTRACTOR shall furnish bonds covering the faithful performance of the Contract and the payment of all obligations and damages arising thereunder whether same be direct or indirect, real or consequential in a form and with a surety satisfactory to the OWNER. It is expressly agreed that the Surety shall be responsible for any delay or liquidated damages assessed against CONTRACTOR.

6.4.2 The CONTRACTOR is required to furnish in duplicate a Performance Bond and a Labor and Material Payment Bond, each in the amount of one-hundred and ten percent (100%) of the Contract sum.

End of Article 6

Article 7

Time

7.1 DEFINITIONS

- 7.1.1 Unless otherwise provided, the Contract Time is the period of time allotted in the Contract Documents for Final Completion of the Work, including authorized adjustments thereto. The CONTRACTOR shall complete his Work within Contract Time.
- 7.1.2 The date of commencement of the Work is the date established in a notice to proceed. If there is no notice to proceed, it shall be the date of the OWNER-CONTRACTOR Agreement, Purchase Order or such other date as may be established therein. The CONTRACTOR shall not mobilize, commence Work or store materials or equipment on site until: (1) written Notice to Proceed is issued; (2) all bonds and Certificates of Insurance have been executed, delivered to and accepted by the OWNER; (3) or until the CONTRACTOR otherwise receives the OWNER'S or OWNER'S REPRESENTATIVE'S written consent.
- 7.1.3 The Date of Substantial Completion of the Work is the Date certified by the OWNER'S REPRESENTATIVE when the Work is sufficiently complete, in accordance with the Contract Documents, so the OWNER can fully occupy and utilize the Work for the use for which it is intended. Only incidental corrective work and any final cleaning beyond that needed for the OWNER'S full use may remain for final completion.
- 7.1.4 The date of Final Completion of the Work is the date certified by the OWNER'S REPRESENTATIVE and the OWNER when the Work is totally complete, to include all items listed on the inspection report following substantial completion inspection, in accordance with the Contract Documents and the OWNER may fully occupy and utilize all of the Work for the use for which it is intended.

7.2 DELAYS AND EXTENSIONS OF TIME

- 7.2.1 The time during which the CONTRACTOR is delayed in the performance of the Work, by the acts or omissions of the OWNER, the OWNER'S REPRESENTATIVE or their employees or agents, acts of god, unusually severe and abnormal climatic conditions, fires, floods, epidemics, quarantine restrictions, strikes, riots, civil commotions or freight embargoes, or other conditions beyond the CONTRACTOR'S control and which the CONTRACTOR could not reasonably have foreseen and provided against, shall be added to the time for completion of the Work.
- 7.2.2 For the purpose of this contract, the CONTRACTOR agrees he may expect inclement weather during the execution of this Contract. Time extensions may be granted but no change in Contract Sum will be authorized because of adjustment in Contract Time due to weather.
- 7.3 Time is of the essence in the performance of this contract.

End Of Article 7

Article 8

Payments and Completion

8.1 CONTRACT SUM

8.1.1 The Contract Sum is stated in the OWNER-CONTRACTOR Agreement and, including authorized adjustments thereto, is the total amount payable by the OWNER to the CONTRACTOR for the performance of the Work under the Contract Documents.

8.2 APPLICATIONS FOR PAYMENT

8.2.1 All progress payments may be subject to a ten percent (10%) retainage at discretion of OWNER. Retainage may be withheld for deficiencies including, but not limited to, schedule slippage, delinquent submittals, subcontractor nonpayment (regardless of fault) or defective work. Retainage shall be released after completion of Punch List work and in the Final Payment after final acceptance of the Work by the OWNER.

8.2.3 Payments may be made by the OWNER at his discretion, on account of materials or equipment not incorporated in the Work but delivered and suitably stored at the site by the CONTRACTOR. Payments for materials or equipment stored on the site shall only be considered upon submission of the CONTRACTOR of satisfactory evidence (for example, releases or paid invoices from the Seller) that he has acquired title to such material, that it will be utilized on the Work under this Contract and that it is satisfactorily stored, protected, and insured or that other procedures satisfactory to the OWNER that will protect the OWNER'S interests have been taken. Materials once paid for by the OWNER become the property of the OWNER and may not be removed from the work site without the OWNER'S written permission.

8.2.3.3 Unless otherwise provided for elsewhere in the Contract Documents, no payments will be made for any materials or equipment stored off or away from the Work Site.

8.3 PROGRESS PAYMENTS

8.3.1 After an invoice or payment request has been issued, the OWNER shall make payment in the manner and within the time provided by Florida Statutes.

8.3.2 No progress payment, nor any partial or entire use or occupancy of the Project by the OWNER, shall constitute an acceptance of any Work not in accordance with the Contract Documents.

8.3.3 CONTRACTOR acknowledges that he may not lien OWNER'S interest in the Project site, pursuant to Florida law whereas the OWNER as a public entity is exempt from such law. CONTRACTOR agrees to advise all Sub-CONTRACTORS and materialmen of the non-lienable nature of the project and to further furnish each such person or entity a copy of the Labor and Material Payment Bond for the project. As such, filing of Notice To Owner shall not be required or binding.

8.4 PAYMENTS WITHHELD

8.4.1 The OWNER may decline to certify payment and may withhold payment in whole or in part, to the extent necessary reasonably to protect the OWNER from loss, because of:

- 1.** defective work not remedied,
- 2.** damage to the OWNER or another CONTRACTOR,
- 6.** reasonable evidence that the Work will not be completed within the Contract Time,

7. failure or refusal of the CONTRACTOR to carry out the Work in accordance with or to otherwise substantially or materially comply with the Contract Documents,
 8. failure or refusal of the CONTRACTOR to properly schedule and coordinate the Work,
- 8.4.2 When the above grounds in Subparagraph 9.4.1 are removed, payment shall be made for amounts withheld because of them.
- 8.5.1 **SUBSTANTIAL COMPLETION AND DEVELOPMENT OF PUNCHLIST**
- 8.5.1 When the CONTRACTOR considers that the Work is substantially complete, it shall notify the OWNER that the Project is Substantially Complete and request the OWNER inspect the Work and issue a Certificate of Substantial Completion.
- 8.5.2 The acceptance of any Substantial Completion payment shall constitute a waiver and full release of all claims by the CONTRACTOR except those previously made in writing and identified by the CONTRACTOR as unsettled at the time of the Application for Payment for Substantial Completion, and except for the retainage sums due at final completion and acceptance.
- 8.5.3 The CONTRACTOR shall have **thirty (30) days** unless otherwise agreed upon, from the Date of Substantial Completion to complete all items on the inspection report to the satisfaction of the OWNER.
- 8.5.4 The issuance of the Certificate of Substantial Completion does not indicate final acceptance of the project by the OWNER, and the CONTRACTOR is not relieved of any responsibility for the project except as specifically stated in the Certificate of Substantial Completion.
- 8.5.5 Upon completion of all items on Punch List, the CONTRACTOR may submit a payment request for all remaining retainage. If a good-faith dispute exists as to whether one or more items identified on the list have been completed, OWNER may continue to withhold an amount not to exceed one hundred and fifty percent (150%) of the total costs to complete such items. This remaining balance of retainage may be requested by the CONTRACTOR in its Application for Final Payment after Final Acceptance of the Work by OWNER.
- 8.6 **FINAL COMPLETION AND FINAL PAYMENT**
- 8.6.1 Upon receipt of the documentation required by Paragraph 9.5, and of written notice that the Work is ready for final inspection and acceptance and upon receipt of a final Application for Payment, the OWNER will promptly make such inspection and issue a final Certificate of Payment stating the Work has been completed in accordance with the terms and conditions of the Contract Documents and that the entire balance found to be due the CONTRACTOR is due and payable.
- 8.6.2 The acceptance of final payment shall constitute a waiver and release of all claims by the CONTRACTOR.

End of Article 8

Article 9

Protection of Persons and Property

9.1 SAFETY PRECAUTIONS AND PROGRAMS

9.1.1 Neither the OWNER, the OWNER'S REPRESENTATIVE, nor their agents, employees or REPRESENTATIVE'S are responsible for the means, methods, techniques, sequences or procedures utilized by the CONTRACTOR, or for safety precautions and programs in connection with the Work. The CONTRACTOR shall be solely responsible for initiating, maintaining and supervising the means, methods, techniques, sequences, procedures and all safety precautions and programs in connection with the Work. This requirement applies continuously throughout the Contract performance, until Final Payment is made, and is not limited to regular working hours.

9.2 SAFETY OF PERSONS AND PROPERTY

9.2.1 The CONTRACTOR shall take all reasonable precautions for the safety of, and shall provide all reasonable protection to prevent damage, injury or loss

9.2.2. The CONTRACTOR shall at all times safely guard the OWNER'S property from injury or losses in connection with the Contract. He shall at all times safely guard and protect his own work and adjacent property as provided by law and the Contract Documents, from damage. All passageways, guard fences, lights and other facilities required for protection by applicable safety regulations must be provided and maintained by the CONTRACTOR.

9.2.3 The CONTRACTOR shall erect and maintain, as required by existing conditions and progress of the Work, all reasonable safeguards for safety and protection, including posting danger signs and other warnings against hazards, promulgating safety regulations and notifying OWNER'S and users of adjacent utilities.

9.2.4 The CONTRACTOR shall return all improvements on or about the site and adjacent property which are not shown to be altered, removed or otherwise changed to conditions which existed prior to starting work.

9.2.4 The CONTRACTOR shall not load or permit any part of the Work to be loaded so as to endanger its safety.

9.2.6 Notification to the CONTRACTOR by the OWNER or the OWNER'S REPRESENTATIVE of a safety violation will in no way relieve the CONTRACTOR of sole and complete responsibility for the correctness of said violation or of sole liability for the consequences of said violation.

9.3 EMERGENCIES

9.3.1 In any emergency affecting the safety of persons or property, the CONTRACTOR shall act, at his discretion, to prevent threatened damage, injury or loss. The CONTRACTOR shall notify the OWNER and the OWNER'S REPRESENTATIVE of the situation and all actions taken immediately thereafter. If, in the opinion of the CONTRACTOR, immediate action is not required, the CONTRACTOR shall notify the OWNER and OWNER'S REPRESENTATIVE of the emergency situation and proceed in accordance with the OWNER'S or OWNER'S REPRESENTATIVE'S instructions. Provided, however, if any loss, damage, injury or death occurs that could have been prevented by the CONTRACTOR'S prompt and immediate action, the CONTRACTOR shall be fully liable for all costs, damages, claims, actions, suits, attorney's fees and all other expenses arising therefrom or relating thereto. Any additional compensation or extension of time claimed by the CONTRACTOR on account of emergency work shall be determined as provided in Article 11 for Changes In the Work.

End of Article 9

Article 10

Insurance

10.1 CONTRACTOR'S LIABILITY INSURANCE

10.1.1 The CONTRACTOR shall purchase and maintain in companies acceptable to the OWNER, as will protect him, the OWNER or the OWNER'S REPRESENTATIVE and their agents, REPRESENTATIVE'S, and employees from claims set forth below which may arise out of or result from the CONTRACTOR'S operations under the Contract, whether such operations be by himself or by any Subcontractor or by anyone directly or indirectly employed by any of them, or by anyone for whose acts any of them may be liable:

- 1.** claims under worker's or workmen's compensation, disability benefit and other similar employee benefit acts (with Workmen's Compensation and Employer's Liability Insurance in amounts not less than those necessary to meet the statutory requirements of the state having jurisdiction over the Work);
- 2.** claims for damages because of bodily injury, sickness or disease, or death of his employees; the CONTRACTOR will require his Sub-CONTRACTORS to similarly provide Workmen's Compensation Insurance for all of the latter's employees;
- 3.** claims for damages because of bodily injury, sickness or disease, or death of any person other than his employees;
- 4.** claims for damages insured by usual personal injury liability coverage which are sustained (1) by any person as a result of an offense directly or indirectly related to the employment of such person by the CONTRACTOR, or (2) by any other person;
- 5.** claims for damages, other than to the Work itself, because of injury to or destruction of tangible property, including loss of use resulting there from; and
- 6.** claims for damages because of bodily injury or death of any person or property damage arising out of the ownership, maintenance or use of any motor vehicle.

10.2 GENERAL INSURANCE REQUIREMENTS

During the term of the Contract, the Contractor shall provide, pay for, and maintain, or cause to be maintained, with insurance companies satisfactory to the Authority, the types of insurance described herein.

- 1.** All insurance shall be from responsible insurance companies acceptable to the Authority and eligible to do business in the State of Florida. The required Policies of insurance shall be performable in Hillsborough County, Florida, and shall be constructed in accordance with the laws of the State of Florida.
- 2.** All required liability policies shall provide that the Authority and the City of Tampa is an additional insured as to the operations of the Contractor under this Contract and shall also provide the "Severability of Interest" provision (a/k/a "Separation of Insureds" provision).
- 3.** The Contractor shall deliver to the Authority, within seven (7) days from the receipt of a notice of award of the Contract, properly executed "Certificate(s) of Insurance," on forms furnished by the Authority, setting forth the insurance coverages and limits required herein. The Certificates must be personally, manually signed by the authorized representative of the insurance company/companies shown on the Certificate of

Insurance with proof that the person signing the certificate is an authorized representative thereof. In addition, certified, true and exact copies of the insurance policies required herein shall be provided to the Authority, on a timely basis, if requested by the Authority.

4. If within seven (7) days after Contractor's receipt of a notice of award, the Contractor refuses or otherwise neglects to deliver the required Certificate of Insurance, personally, or fails to furnish the required original Performance and Payment Bonds (or acceptable alternative forms of security, if authorized herein), then the amount of the Contractor's bid security (Bid Bond, cash or other security acceptable to the Authority) may be forfeited and the award rescinded, at the sole discretion of the Authority. In such event, no plea of mistake in the bid or misunderstanding of the conditions of forfeiture shall be available to the Contractor for the recovery of its bid security or as a defense to any action based upon the neglect or refusal to furnish the required Payment and Performance Bonds and Certificate of Insurance.
5. The Contractor shall take immediate steps to make up any impairment to any Aggregate Policy Limit upon knowledge of the impairment. If at any time the Authority requests a written statement for the insurance company (ies) as to any impairments to the Aggregate Limit, the Contractor shall promptly authorize and have delivered such statement to the Authority.
6. The Contractor authorizes the Authority and its Insurance Consultant to confirm all information furnished to the Authority, as to its compliance with its Bonds and Insurance Requirements with the Contractor's insurance agents, brokers, surety, and insurance carriers.
7. All required insurance coverages of the Contractor or its contractors shall be primary to any insurance or self-insurance program carried by the Authority. The Authority's insurance or self-insurance programs or coverages shall not be contributory with any insurance required of the Contractor or its contractors in this Contract.
8. The acceptance of delivery to the Authority of any Certificate of Insurance evidencing the insurance coverages and limits required in the Contract does not constitute approval or agreement by the Authority that the insurance requirements in the Contract have been met or that the insurance policies shown in the Certificate of Insurance are in compliance with the Contract requirements.
9. No work or occupancy of the premises shall commence at the site unless and until the required Certificate(s) of Insurance are in effect and the written Notice to Proceed is issued to the Contractor by the Authority.
10. The insurance coverages and limits required of the Contractor under this Contract are designed to meet the minimum requirements of the Authority. They are not designed as a recommended insurance program for the Contractor.
11. Should the Contractor's Commercial General Liability, Business Automobile Liability or Employers' Liability Insurance Policies provide for a deductible, self-insured retention, self-insured amount, or any scheme other than a fully insured program, and the insurance company providing the coverage will not agree in writing to pay the deductible or retention including the costs of defense as provided for in its policy without consideration of the deductible or retention in the settlement of insured claims, then the Contractor agrees, if required by the Authority, to provide, pay for, and maintain a surety bond acceptable to the Authority from an insurance company acceptable to the Authority (or a standby Irrevocable Letter of Credit acceptable to the Authority) in the amount of the deductible or retention, guaranteeing payment of the deductible or retention. Said guarantee is to continue for four (4) years following completion of the Work.
12. All of the required insurance coverages shall be issued as required by law and shall be

endorsed, where necessary, to comply with the minimum requirements contained herein.

13. All policies of insurance required herein shall require that the Insurer give the Authority thirty (30) days advanced written notice of any cancellation, intent not to renew any policy and/or any change that will reduce the insurance coverages required in this Contract, except for the application of the Aggregate Limits Provisions. Such notice shall be delivered by certified or registered mail, return receipt required. Proof of mailing is not acceptable.
14. Renewal Certificate(s) of Insurance on the Authority's form shall be provided to the Authority at least ten (10) days prior to expiration of current coverages so that there shall be no interruption in the work due to lack of proof of the insurance coverages required of the Contractor in the Contract.
15. If the Contractor fails to provide or maintain the insurance coverages required in this Contract at any time during the term of the Contract, the Authority may terminate or suspend this Contract, or, at the Authority's sole discretion, be authorized to purchase such coverages and charge the Contractor for such coverages purchased plus 15% for administrative cost. The Authority shall be under no obligation to purchase such insurance or be responsible for the coverages purchased or the financial stability or responsibility of the insurance company used. The decision of the Authority to purchase such insurance coverages shall in no way be construed as a waiver of its rights under this Contract.
16. All requirements in this Insurance Section shall be complied with in full by the Contractor unless excused from compliance in writing by the Authority.
17. The amounts and types of insurance shall conform to the following minimum requirements. Current Insurance Service Office (ISO) policies, forms, and endorsements or broader shall be used where applicable. Notwithstanding the foregoing, the wording of all policies, forms, and endorsements must be acceptable to the Authority.

10.3 SPECIFIC INSURANCE REQUIREMENTS

A **Workers' Compensation and Employers' Liability Insurance** shall be maintained in force during the term of this Contract by the Contractor for all the Contractor's employees engaged in this work under this Contract, in accordance with the laws of the State of Florida, and, if applicable to the Work involved, shall include Federal Longshoremen's and Harbor Workers' Compensation Act Coverage. The amount of the Employers' Liability Insurance shall not be less than:

Workers' Compensation	Florida Statutory Requirements
Employers' Liability:	\$100,000 Limit Each Accident
	\$500,000 Limit Disease Aggregate
	\$100,000 Limit Disease Each Employee

B. **Commercial General Liability Insurance** shall be maintained by the Licensee. Coverage shall include, but not be limited to, Premises and Operations, Personal Injury, Contractual for the Agreement, Independent Contractors, Broad Form Property Damage including Completed Operations, and Products & Completed Operations Coverage and shall not exclude coverage for the "X" (explosion), "C" (collapse) and "U" (underground) Property Damage Liability exposures. Limits of Coverage shall not be less than:

Bodily Injury, Personal Injury, & Property Damage Liability:	
\$1,000,000	Combined Single Limit Each Occurrence and Aggregate

\$1,000,000 Each occurrence and Aggregate for Liability under this Specific Agreement. The Aggregate limits shall be separately applicable to this specific event.

Should the Licensee's General Liability Insurance be written or renewed on the Comprehensive General Liability Form, then the limits of coverage required shall not be less than:

Bodily Injury, Personal Injury & Property Damage Liability:

\$1,000,000 Combined Single Limit Each Occurrence

- C. **Automobile Liability Insurance** shall be maintained by the Licensee as to the Ownership, maintenance, and use of all owned, non-owned, leased or hired vehicles to be used for the event with limits of not less than:

Bodily Injury & Property Damage Liability:

\$1,000,000 Combined Single Limit Each Occurrence

- D. **Umbrella Liability Insurance or Excess Liability Insurance** shall be maintained in force during the term of this Contract by the Contractor providing the same coverages and limits as required for the underlying Commercial General, Business Automobile and Employers' Liability Coverages, and shall not be less than \$2,000,000.00 each occurrence and aggregate if the aggregate limit is separately applicable to this specific project, or \$5,000,000.00 each occurrence and aggregate if the aggregate limit is not separately applicable to this specific project.

- E. **Owner's protective Liability Insurance**, specific to this project, shall be maintained during the term of this Contract by the Contractor with the Authority as the named insured in a separate original policy, acceptable to the Authority, which shall be furnished to the Authority prior to the Notice to Proceed and shall be on the Occurrence Form. The coverage shall also include liability for acts of the Contractor's contractors, subcontractors and subordinate subcontractors. The limit of coverage shall not be less than:

Bodily Injury & Property Damage Liability **\$1,000,000.00 Combined Single Limit Each Accident**

- F. **Builders Risk Insurance** acceptable to the Authority shall be purchased and maintained by the Contractor for the replacement cost value of the project with any sublimits or deductibles subject to the written approval of the Authority, and shall include all Authority Direct Materials Purchases. Coverage shall be on an "All Risk" type form, including Flood & Earthquake perils, acceptable to the Authority providing for permission from the Insurance company for occupancy prior to completion and acceptance of the project. The policy shall be non-cancelable unless 90 days advanced notice is received by the Authority by certified or registered mail with the policy endorsed accordingly. Transportation Coverage acceptable to the Authority shall be included as to coverages, deductibles and amount. The policy shall be written for the estimated time for construction and shall contain an endorsement providing for extension of the policy up to one year if construction is not completed on time for any reason for the same coverage and pro-rata additional premium cost. The additional premium cost for extension of the policy which is caused by the Contractor, its subcontractors or their subcontractors shall be paid by the Contractor. The policy must be endorsed to provide that any loss payment by the insurance company will be made to the Authority only for the benefit of all concerned insureds, whose interests are involved at the time of the loss. The original Builders Risk Policy and five certified, true and exact copies shall be furnished to the Authority prior to any work being started under this Contract. The Builders Risk insurance company/companies shall endorse the policy waiving its rights of subrogation against the Authority, Contractor, Contractor's subcontractors and their subcontractors and subordinate subcontractors.

10.4 EFFECT OF SUBMISSION OF CERTIFICATES

10.4.1 The OWNER and OWNER'S REPRESENTATIVE shall be under no obligation to review any Certificates of Insurance provided by the CONTRACTOR or to check or verify the CONTRACTOR'S compliance with any and all requirements regarding insurance imposed by the Contract Documents. The CONTRACTOR is fully liable for the amounts and types of insurance required herein and is not excused should any policy or certificate of insurance provided by the CONTRACTOR not comply with any and all requirements regarding insurance imposed by the Contract Documents.

10.5 FAILURE OF COMPLIANCE

10.5.1 Should the CONTRACTOR fail to provide and maintain in force any and all insurance, or insurance coverage required by the Contract Documents or by law, or should a dispute arise between OWNER and any insurance company of CONTRACTOR over policy coverage or limits of liability as required herein, the OWNER shall be entitled to recover from the CONTRACTOR all amounts payable, as a matter of law, to OWNER or any other parties, including but not limited to the OWNER'S REPRESENTATIVE, had the required insurance or insurance coverage been in force. Said recovery shall include, but is not limited to interest for the loss of use of such amounts of money, plus all attorney's fees, costs and expenses incurred in securing such determination and any other consequential damages arising out of the failure of the CONTRACTOR or insurance company to comply with the provisions of the Contract Documents, or any policy required hereby, or any other requirements regarding insurance imposed by law. Nothing herein shall limit any damages for which CONTRACTOR is responsible as a matter of law.

End of Article 10

Article 11

Changes in the Work

11.1 CHANGE ORDERS

11.1.1 The OWNER may, at any time, by written order designated or indicated to be a Change Order, make any change or modification in the Work or add to the Work within the general scope of the Contract.

11.2 OWNER DIRECTED CHANGES REQUIRING AN INCREASE IN CONTRACT SUM. No change in the Contract Sum or Time may be made except by a duly authorized and executed written Change Order.

11.3 CONTRACTOR NOTICE OF CHANGE

11.3.1 If the CONTRACTOR asserts that any event or occurrence has caused a change in or addition to the Work which change causes an increase or decrease in the CONTRACTOR'S cost or the time required for the performance of any part of the Work under the Contract, including Work not affected directly by the change, the CONTRACTOR shall give the OWNER written notice. Said notice shall include the instructions or circumstances that are the basis of the claim and the CONTRACTOR'S best estimate of the cost and time involved.

11.4 DIFFERING SITE CONDITIONS

11.4.1 Should the CONTRACTOR encounter subsurface and/or latent conditions at the site materially

differing from those shown on the drawings or indicated in the specifications or differing materially from those ordinarily encountered and generally recognized as inherent in work of the character provided for in this contract, he shall immediately give notice to the OWNER'S REPRESENTATIVE of such conditions before they are disturbed. The OWNER'S REPRESENTATIVE and the OWNER'S REPRESENTATIVE shall thereupon promptly investigate the conditions and if they find that the conditions materially differ from those shown in the Contract Documents, the OWNER'S REPRESENTATIVE shall prepare and process a Change Order. Any increase or decrease of cost resulting from such changes shall be adjusted in the manner provided herein for adjustments as to extra and/or additional work and changes. However, neither the OWNER, nor the OWNER'S REPRESENTATIVE shall be liable or responsible for additional work, costs or changes to the work due to material differences between actual conditions and any geotechnical, soils and other reports, surveys and analyses made available for the CONTRACTOR'S review, or as a result of known conditions at unknown quantities or locations at the site, except as required by any applicable unit prices.²

End of Article 11

Article 12

Uncovering and Correction of Work

12.1 UNCOVERING OF WORK

12.1.1 If any portion of the Work should be covered contrary to the request of the OWNER or the OWNER'S REPRESENTATIVE it must, if required in writing by the OWNER, be uncovered for his observation and shall be replaced at the CONTRACTOR'S expense.

12.1.2 If any other portion of the Work has been covered which the OWNER'S REPRESENTATIVE or the OWNER has not specifically requested to observe prior to being covered, either may request to see such Work and it shall be uncovered by the CONTRACTOR. If such work be found in accordance with the Contract Documents, the cost of uncovering and replacement shall, by appropriate Change Order, be charged to the OWNER. If such Work be found not in accordance with the Contract Documents, the CONTRACTOR shall pay such costs unless it be found that this condition was caused by the OWNER, in which event the OWNER shall be responsible for the payment of such costs.

12.2 CORRECTION OF WORK

12.2.1 The CONTRACTOR shall promptly reconstruct, replace or correct all Work rejected by the OWNER'S REPRESENTATIVE as defective or as failing to conform to the Contract Documents or as not in accordance with the guarantees and warranties specified in the Contract Documents whether observed before or after Substantial or Final Completion and whether or not fabricated, installed or completed. The CONTRACTOR shall bear all costs of correcting such rejected Work, including compensation for the OWNER'S REPRESENTATIVE'S additional services made necessary thereby.

12.2.2 The CONTRACTOR, unless removal is waived by the OWNER, shall remove from the site all portions of the Work which are defective or non-conforming, or if permitted or required, he shall correct such work in place at his own expense promptly after receipt of notice, and such rejected Work shall not thereafter be tendered for acceptance unless the former rejection or requirement for correction is disclosed.

12.3 ACCEPTANCE OF DEFECTIVE OR NON-CONFORMING WORK

12.3.1 If the OWNER prefers to knowingly accept defective or non-conforming Work, he may do so instead of requiring its removal and correction, in which case a Change Order must be issued to reflect a reduction in the Contract sum where appropriate and equitable, or the OWNER may elect to accept payment in materials or services, in lieu of a reduction in the Contract sum. If the amount of a reduction is determined after final payment, it shall be paid to the OWNER by the CONTRACTOR. The only method for the OWNER to accept defective or non-conforming Work shall be by a written change order signed by the Tampa Sports Authorities, Director of Finance. Absent such a change order, no acceptance of defective or non-conforming Work is permitted.

END OF ARTICLE 12

End of General Conditions

PART III
SUMMARY

Summary

Part 1 General

1.01 Requirements Included

The work to be performed under this Contract shall consist of furnishing all tools, equipment, materials, supplies, and furnishing all transportation and services, including fuel, power, water, and essential communications, and performance of all labor, work or other operations required for the fulfillment of the Contract in strict accordance with the specifications, schedules, drawings, and other Contract Documents as herein defined, all which are made a part hereof, and including such detail sketches as may be furnished by the OWNER'S REPRESENTATIVE from time to time during construction in clarification of said Contract Documents. The work shall be completed and all work, materials, and services not expressly shown or called for in Contract Documents which may be necessary for the complete and proper construction of the work in good faith shall be performed, furnished, and installed by the CONTRACTOR as though originally so specified or shown, at no increase in cost to the OWNER.

1.02 Work Covered by Contract Documents

The work under the Contract Documents consists of **Microlite Control System Replacement at Raymond James Stadium** including installation as described in the project specifications. Construction includes all related work for a complete and functioning system as specified.

1.03 Contract Method

The work hereunder will be constructed under a lump sum price contract as set forth in the Bid Form. The CONTRACTOR shall include the General Conditions and Supplemental Conditions of the Contract as part of all Subcontract Agreements. The Contractor shall be advised that the scope of this Contract shall not cover the entire building as presented in the drawings. Based on the results of the bids and available budget, the Owner shall select at least one of the Parts and/or portions thereof as described above to implement in this Contract. The remainder of the work will be performed in subsequent budget year(s) and re-bid accordingly.

1.04 Jurisdiction

Agencies having jurisdiction over construction of this project include but are not limited to; City of Tampa, Hillsborough County, SWFWMD, and U.S. Department of Environmental Protection.

The CONTRACTOR shall secure any additional permits not obtained by the owner as required by the agency(s) having jurisdiction as they relate to the construction activities, shall comply with all rules and regulations of each and shall pay all costs in connection with the permits. The CONTRACTOR shall pay for such permits and inspection fees to ensure compliance with their requirements.

1.05 Notices to Owners, Authorities, and OWNER'S Representative

- A. CONTRACTOR shall, as provided in General Conditions, notify OWNERS of adjacent property and utilities when performance of the WORK may affect them.
- B. When it is necessary to temporarily deny access by OWNERS or tenants to their property, or when any utility service connection must be interrupted, CONTRACTOR shall give notices sufficiently in advance to enable the affected persons to provide for their needs. Notices shall conform to any applicable local ordinance and will be delivered orally or in writing, shall include appropriate information concerning the interruption and instructions on how to limit their inconvenience.
- C. CONTRACTOR shall contact the OWNERS, Fire Department, Police Department, Emergency Medical Services, U.S. Postal Department, and OWNER'S REPRESENTATIVE, at least 48 hours

prior to closing any street.

- D. Utilities and other concerned agencies shall be contacted at least 48 hours prior to cutting or closing streets or other traffic areas or excavating near underground utilities or pole lines.
- E. CONTRACTOR shall review with the various utility companies the construction methods and work to be done in the vicinity of utilities. When temporary relocation is necessary, sufficient advance notice shall be given by the CONTRACTOR to the utility involved.

1.06 Coordination

It shall be responsibility of the CONTRACTOR to coordinate his operations and those of his subcontractors in such a manner so as to avoid interference or delays and ensure the orderly progress of Work in the areas of common or interdependent construction activities. The limits of the Contract are indicated on the Plans and specified herein. However, these limits may be altered by mutual agreement of the CONTRACTOR with the OWNER, with the written Agreement of the OWNER'S REPRESENTATIVE, in order to facilitate the work operations.

If the work of this Contract will involve coordination with other utility companies or agencies, either performing reconstruction, connection, repair, or maintenance service on their own facilities the following will apply. The CONTRACTOR shall coordinate and cooperate with all utility companies and CONTRACTORS working in the same area that this Contract entails. This shall include, but not be limited to the City, the telephone company; the electric power company; the cable TV company; all subcontractors; and any other CONTRACTORS who are performing work within the area of this Contract.

This effort to coordinate and cooperate with all utility companies and other CONTRACTORS shall be toward, but not be limited to, maintaining public access to the various cross streets, residences, commercial establishments, and other institutions within the limits of construction and adjoining streets, and maintaining the area's electric, telephone, cable TV, water, and sewer services.

The work shall be coordinated with the OWNER'S schedule and CONTRACTOR may be required from time to time vacate certain work areas to make them accessible to the OWNER for scheduled functions. In such cases, CONTRACTOR shall temporarily vacate the specified area leaving it in a condition acceptable to the OWNER and shall promptly resume work in such area upon notification of OWNER. Such request by the OWNER shall not be basis for request of schedule extension or additional compensation.

1.07 Reference Standards

Reference to the standards of any technical society, organization, or association or to codes of local or state authorities shall mean the latest effective standard, code, specification, or standard adopted and published at the date of receipt of bids, unless specifically stated otherwise.

1.08 Availability of Land

Nothing in this Contract shall imply that the CONTRACTOR has exclusive use of roadways or public and/or private land employed to perform the work.

All other land deemed necessary by the CONTRACTOR for the storage of materials and equipment and other facilities as required for the performance of the work shall be arranged for with the CONTRACTOR at no additional cost to the OWNER.

1.09 Contractor's Use of Premises

The CONTRACTOR shall maintain his construction operations within the areas designated on the plans. In the event that the CONTRACTOR deems it necessary or advisable to operate beyond the limits as shown on the plans, he shall be responsible for coordinating such efforts with the OWNER.

1.10 Salvage of Material and Equipment

No items shall be salvaged and reused without permission from the OWNER or the OWNER'S REPRESENTATIVE. All removed material remains the property of the OWNER unless otherwise agreed upon.

1.11 Storage of Materials

Storage conditions shall be acceptable to OWNER for all materials and equipment not incorporated into the Work but included in applications for payment. Such storage arrangements and conditions shall be presented in writing and shall afford adequate and satisfactory security and protection. Off-site storage facilities shall be accessible to OWNER'S REPRESENTATIVE. The stored materials shall be insured for full value. Certificates of Insurance coverage must be submitted to the OWNER'S REPRESENTATIVE with the request for payment by the CONTRACTOR. All arrangements and costs for storage facilities shall be paid by the CONTRACTOR, unless specifically designated in the Contract Documents to be furnished by the OWNER.

1.12 Owner Furnished Items

OWNER reserves the right at any time to furnish certain items as may be deemed appropriate. CONTRACTOR shall be notified of any such occurrence by OWNER as soon as practical.

1.13 Verification of Quantities

It will be the CONTRACTOR'S responsibility to calculate and verify quantities of material required to complete the specified work as shown on the drawings and in the field. No Change Orders will be considered due to the failure of the CONTRACTOR to accurately and responsibly calculate and estimate the areas under consideration as it applies to the correct quantity of material and labor required. Field conditions take precedence over drawings when determining basis for measurement. OWNER will not be responsible for CONTRACTOR generated quantities obtained strictly by scaling from drawings. CONTRACTOR may use the drawings as a beginning basis for quantities however CONTRACTOR must then determine for himself a margin of error if field measurements as a means of verification are not practical.

1.14 Disposal of Excess Material and Debris

CONTRACTOR shall properly and legally dispose of all excess material and debris to an off-site location at CONTRACTOR's expense. Care shall be taken to avoid the spillage of excess paints, sealers and chemical materials into public or private retention systems and/or storm water systems. Catch basin and other drainage structures shall be protected as required to prevent spillage or leakage. CONTRACTOR shall be responsible for any public agency fines due to contamination or violation of statutes generated as a result of his negligence to properly dispose of material or safeguard against environmental migration.

1.15 Inspections

CONTRACTOR shall notify OWNER when he has completed certain predetermined designated portions of the work. Areas shall be inspected and approved prior to proceeding with the next phase of WORK.

1.16 Protection of OWNER'S Property

CONTRACTOR shall protect the OWNER's property from any damage as a direct result of the WORK, and repair and restore any damage to its previous condition to the satisfaction of the OWNER. This includes, but is not necessarily limited to walls, glass, sidewalks, drives and landscaping.

1.17 Clean Up

CONTRACTOR shall leave the jobsite in a neat and clean condition, free of all construction debris or other CONTRACTOR generated wastes. Prior to leaving the jobsite, CONTRACTOR shall notify

OWNER for the purposes of a visual walk through inspection so that any corrective measures can be identified and immediately corrected. Any post WORK damaged detected as a result of the WORK will be promptly repaired at no additional cost to OWNER.

Part 2 Products (Not Used)

Part 3 Execution (Not Used)

End of Section

Project Meetings

Part 1 General

1.01 Preconstruction Meeting

Prior to the purchase and delivery of materials or the start of any construction, the CONTRACTOR shall request a Preconstruction Meeting from the OWNER'S REPRESENTATIVE. A minimum two (2) working days' notice shall be required.

A. Schedule

The OWNER'S REPRESENTATIVE will establish the meeting place, time and date, distribute agenda, notify participants, and administer the meeting. CONTRACTOR shall notify major Subcontractors.

B. Attendance As Applicable:

1. OWNER
2. OWNER'S REPRESENTATIVE
3. CONTRACTOR
4. Major Subcontractors
5. Utility Companies
6. Safety Representatives
7. Governmental Agencies

C. Agenda

1. Distribution by CONTRACTOR and discussion of:
 - List of names and telephone numbers for superintendent, foreman and other key personnel.
 - List of major subcontractors and suppliers.
 - Projected Construction Schedule.
 - Staking and Layout Schedule
 - Shop Drawing Submittal Schedule
 - Schedule of Values
 - Sample Application for Payment
2. Critical Work sequencing.
3. Major equipment deliveries and priorities.
4. Project coordination and progress meeting schedule.
5. Responsibilities of OWNER, OWNER'S REPRESENTATIVE, CONTRACTOR and other agencies.
6. Procedures and processing of:
 - Field decisions
 - Proposal requests.

- Submittals.
 - Change Orders.
 - Applications for Payment.
7. Adequacy of distribution of Contract Documents.
 8. Procedures for maintaining Record Documents.
 9. Use of premises.
 10. Construction Facilities, Controls and Construction bids.
 11. Temporary utilities.
 12. Safety and first aid procedures.
 13. Security procedures.
 14. Housekeeping procedures.
 15. Testing
 16. Construction of sample Suite.

D. Minutes

OWNER'S REPRESENTATIVE will prepare and distribute copies to participants within seven (7) days of meeting. Participants shall report corrections and comments within seven (7) days of receipt of minutes.

1.02 Progress Meetings

Periodic Progress Meetings will be held as required by the progress of the Work.

A. Schedule

The OWNER'S REPRESENTATIVE will establish the meeting place, time and date, distribute agenda, notify participants and administer the meeting. CONTRACTOR shall notify major Subcontractors.

B. Attendance

1. OWNER'S REPRESENTATIVE
2. CONTRACTOR
3. Subcontractor as appropriate to the agenda.
4. Suppliers as appropriate to the agenda.
5. Others

C. Agenda

1. Review minutes of previous meeting.
2. Review of work progress since previous meeting.
3. Review field observations, problems, conflicts.

4. Review problems which impede Construction Schedules.
5. Review of offsite fabrication, delivery schedules.
6. Review corrective measures and procedures to regain projected schedule.
7. Review revisions to Construction Schedules.
8. Review plan progress, schedule, during succeeding Work period.
9. Review coordination of schedules.
10. Review submittal schedules; expedite as required.
11. Review maintenance of quality standards.
12. Review proposed changes for:
 - Effect on Construction Schedule and on completion date.
 - Effect on other Contracts of the Project.
13. Other business.

D. Minutes

OWNER'S REPRESENTATIVE will prepare and distribute copies to participants and OWNER within seven (7) days of meeting for review at the next meeting.

Part 2 Products (Not Used)

Part 3 Execution (Not Used)

End of Section

Submittals

Part 1 General

1.01 Construction Schedules

A. Progress Schedules

The CONTRACTOR shall submit four (4) copies of Progress Schedules indicating the starting and completion dates of the various stages of the Work to the OWNER'S REPRESENTATIVE. The proposed Progress Schedules shall be submitted to the OWNER'S REPRESENTATIVE prior to the preconstruction meeting. The CONTRACTOR shall distribute copies of the Progress Schedules during the preconstruction meeting for discussion. The Progress Schedules shall be updated by the CONTRACTOR and submitted to the OWNER'S REPRESENTATIVE, as a part of applications for progress payments, through completion of the Work. Failure to update progress schedule may be the basis for rejection of applications for progress payments.

B. Shop Drawing Schedule

The CONTRACTOR, if applicable, shall submit four (4) copies of Shop Drawing Schedules indicating the individual items and submission dates to the OWNER'S REPRESENTATIVE. A preliminary Schedule shall be submitted by the CONTRACTOR at the preconstruction meeting. Copies of this preliminary Schedule shall be made available by the CONTRACTOR during the preconstruction meeting. A final Schedule shall be submitted by the CONTRACTOR at least ten (10) days prior to submitting the first Application for a Payment.

C. Schedule of Values

The CONTRACTOR, if applicable, shall submit four (4) copies of Schedules of Value of the Work to the OWNER'S REPRESENTATIVE. A preliminary Schedule of Values shall be submitted by the CONTRACTOR prior to the preconstruction meeting. A final Schedule of Values, prepared in accordance with the General Conditions and presented in sufficient detail to serve as the basis for payments during construction, shall be submitted to the OWNER'S REPRESENTATIVE for approval at least ten (10) days prior to submitting the first Application for payment.

1.02 Applications for Payment

The CONTRACTOR shall submit monthly Applications for Payment to the OWNER'S REPRESENTATIVE in accordance with the provisions of the General Conditions. Applications for Payment shall be made on forms provided by or approved by the OWNER'S REPRESENTATIVE. Sample CONTRACTORS Application/Declaration, Payment Schedule and OWNER'S Certificate forms for this purpose are included in the Contract Documents. Copies of these forms, with Project specific information completed by the OWNER'S REPRESENTATIVE, will be given to the CONTRACTOR at the preconstruction meeting or, if applicable, after approval of the final Schedule of Values. The CONTRACTOR shall submit a completed Payment Schedule with an executed CONTRACTORS Application for Payment and CONTRACTORS Declaration to the OWNER'S REPRESENTATIVE not more often than once per month. The OWNER'S REPRESENTATIVE will certify payments with the use of OWNER'S Certificate for Payment.

1.03 Shop Drawings, Product Data and Samples

A. General

The CONTRACTOR shall submit shop drawings, product data and samples, as required by the individual Specification Sections, to the OWNER'S REPRESENTATIVE for review in accordance with the provisions of the General Conditions. Work shall not proceed without out prior written

approval from OWNER'S REPRESENTATIVE.

B. Shop Drawings

The shop drawings shall be presented in a clear and thorough manner. Details shall be identified by reference to Contract Drawing Number and Detail, and Contract Specification Section and Page Number.

C. Product Data

The product data shall be presented in a clear and thorough manner, identified the same as the shop drawings. Included with the information shall be performance characteristics and capacities depicting dimensions and clearances required. The manufacturer's standard schematic drawings and diagrams shall be modified to delete information which is not applicable to the Work. Manufacturer's standard information shall be supplemented to provide information specifically applicable to the Work.

D. Samples

The samples shall be of sufficient size and quantity to clearly illustrate functional characteristics of the product with integrally related parts and attachment devices depicting full range of color, texture and pattern.

E. Submission Requirements

The CONTRACTOR shall make submittals in accordance with the approved schedule, and in such sequence as to cause no delay in the Work or in the Work of any other CONTRACTOR. No damages will be awarded or extension of time granted due to the shop drawing and product data review process.

The CONTRACTOR shall submit an entire package of shop drawings and product data information for major items of Work so that the OWNER'S REPRESENTATIVE can review the package as a unit. The number of submittals required shall be one (1) reproducible, one- (1) CD electronic format and three (3) prints per shop drawing and three (3) copies of each product data information sheet. Submittals shall contain the following information:

- Submittal number.
- Identify specification section on transmittal.
- Field dimensions, clearly identified as such.
- Relation to adjacent or critical features of the Work or materials.
- Applicable standards, such as ASTM or Federal Specification Numbers.
- Identification of deviations or substitutions from Contract Documents.
- Identification of revisions on resubmittals.

CONTRACTORS stamp indicating as a minimum the Project Title, Date of Submission, Date of Previous Submission, and Contract Specification Section Reference which shall be initialed or signed, certifying the review and approval of submittal per General Conditions, verification of products, field measurements and field construction criteria, and coordination of the information within the submittal with requirements of the Work and of Contract Documents.

The OWNER'S REPRESENTATIVE shall affix a stamp and initials or signature and indicate

confirmation or requirements for resubmittal. The OWNER'S REPRESENTATIVE shall return to the CONTRACTOR one (1) of the reproducibles and one (1) copy of the product data information for distribution or for resubmission.

F. Resubmission Requirements

The CONTRACTOR shall make all corrections or changes in the submittals required by the OWNER'S REPRESENTATIVE and resubmit. The CONTRACTOR shall indicate any changes which have been made other than those requested by the OWNER'S REPRESENTATIVE.

1.04 Specification Section Requirements

Miscellaneous schedules, field reports, test reports, affidavits, certificates, permits, agreements and other items identified in the Technical Specification Sections, or as requested by the OWNER'S REPRESENTATIVE shall be submitted to the OWNER'S REPRESENTATIVE in duplicate. As a minimum, these submittals should be identified with the Project Title, Date of Submission, and Contract Specification Section Reference.

1.05 Manufacturers Operation and Maintenance Data

The CONTRACTOR shall furnish three (3) copies of all operation and maintenance data required per the various Technical Specification Sections. Prior to 50% completion of the Project, the CONTRACTOR shall submit one (1) acceptable copy to the OWNER'S REPRESENTATIVE for review.

The operation and maintenance data shall be bound in a suitable number of 3-inch or 4-inch, 3-ring hard cover binders. Permanently imprinted on the cover shall be the words Manufacturers Operation and Maintenance Data, Project Title, Location of the Project, and the Date. A Table of Contents shall be provided in the front of each binder to list the various sections of the Manual.

The information to be provided in each section for each piece of equipment and project component shall include, but not be limited to, detailed equipment drawings; sections cut through all of the major equipment and subassemblies; installation and operational procedures; complete wiring and piping schematics; lubrication materials and procedures; maintenance procedures; and parts lists complete enough to permit identification of parts by nomenclature, number and use.

At the front of each section a maintenance schedule shall be provided for each piece of equipment in the section. The schedule shall display the daily, weekly, monthly, semi-annual, annual or fraction thereof, lubrication and preventative maintenance required in order to meet warranty conditions and the manufacturer's recommendations for optimum performance and life of the unit. A common schedule format is to be developed and used for all of the sections. Photocopies or reproductions of the manufacturer's literature will not be accepted.

Part 2 Products (Not Used)

Part 3 Execution (Not Used)

End of Section

Installation Schedules and Reports

Part 1 General

1.01 Schedules

A. Project Schedule - Critical Path Items

Thursday, June 13, 2019.....Bid Opening, 10:00 AM

TBD.....Notice To Proceed

TBD.....Final Completion (see conditions below)

B. Schedule Requirements

Work under this Section shall consist of furnishing a Construction Schedule showing in detail how the CONTRACTOR plans to execute and coordinate the Work. The Contract Schedule shall be based on and incorporate the Contract Milestone and Completion Dates specified in the OWNER-CONTRACTOR Agreement and shall show the order in which CONTRACTOR shall perform the Work, projected dates for the start and completion of separable portions of the work, and any other information concerning CONTRACTOR'S Work scheduling as Owner may request. The proposed Construction Schedule and related Schedule of Values must be submitted to the OWNER'S REPRESENTATIVE prior to mobilization of the site.

Work shall occur in phases to allow OWNER access to building on some portion of the property at all times. CONTRACTOR shall provide and place barricades to protect WORK area from unauthorized traffic. This phasing also includes the coordination of Work in circulation areas so as not to cut off OWNER'S access to such portions of the building. CONTRACTOR's schedule must also take into account the closure of areas that may temporarily restrict access to the loading dock for deliveries or the main entrance to the property. Such closures must be carefully scheduled with OWNER so as to allow ample notice to those affected. These closures may occur off hours; however the additional cost of such must be accounted for in the Base Bid and any off hours work will occur at no additional expense to OWNER. Work schedule shall also be coordinated with OWNER to allow access to the building for planned events that may be taking place in the facility

C. Updates and Revisions

The chart shall be updated to show actual progress and the effect of modifications, delays and other events.

The updated Construction Schedule submitted by CONTRACTOR shall not show a completion date later than the Contract Time, subject to any time extensions approved by Owner. If CONTRACTOR believes he is entitled to an extension of the Contract under the Contract Documents, CONTRACTOR shall submit to the OWNER'S REPRESENTATIVE, a request for a time extension as required under the General Conditions, Article 8. To the extent any time extension requests are pending at the time of any update in the Construction Schedule the "Requested Time Adjustment Schedule" shall also be submitted to reflect any adjustments made by CONTRACTOR in the Construction Schedule.

Neither the updating of CONTRACTOR's work schedule nor the submission, updating, change or revision of any other report or schedule submitted to Owner by CONTRACTOR under this Contract nor review or non-objection of the OWNER'S REPRESENTATIVE of any such report or schedule shall have the effect of amending or modifying, in any way, the Contract Completion Date, Milestone Dates or of modifying or limiting in any way CONTRACTOR's obligations under this Contract.

All of CONTRACTOR's detailed calculations and documents supporting all schedules, reports, and forecasts shall be available to the OWNER'S REPRESENTATIVE on request.

Each updated Construction Schedule submitted by CONTRACTOR to the OWNER'S REPRESENTATIVE shall be accompanied by a narrative report which reflects the following:

1. Description of Work accomplished since submission of previous progress schedule;
2. Comparison of the actual status of the Work with CONTRACTOR's project schedule;
3. Status of equipment and material deliveries;
4. Personnel staffing schedule;
5. Causes of any delays
6. Revision of schedules; and
7. Action proposed to restore schedule.

Should any activities shown on the CONTRACTOR's Construction Schedule fall behind schedule to the extent that any of the mandatory specific or milestone dates or completion dates are in jeopardy, the CONTRACTOR shall be required to, at no extra cost to the Owner, prepare and submit to the OWNER'S REPRESENTATIVE a supplementary Recovery Schedule, in a form and detail appropriate to the need, to explain and display how he intends to reschedule those activities to regain compliance with the Construction Schedule during the immediate subsequent period.

D. Schedule of Off-Site Activities

The CONTRACTOR shall include in his Construction Schedule all procurements related activities which lead to the delivery of materials to the site in a timely manner. Upon written approval by the Owner, these activities may be submitted as a separate Off-Site Activities Schedule, properly correlated to the Construction Schedule. The schedule of off-site activities shall include, but is not limited to, the following:

1. Dates for submittals, ordering, manufacturing, or fabricating and delivery of equipment and materials. Long lead items requiring more than one month between ordering and delivery to site shall be clearly noted;
2. All significant activities to be performed by the CONTRACTOR during the fabrication and erection/installation in a CONTRACTOR's plant or on a job site, including materials/equipment purchasing, delivery; and
3. CONTRACTOR's drawings and submittals to be prepared and submitted through the OWNER'S REPRESENTATIVE to the Owner or Design Professional for approval.

The CONTRACTOR shall be solely responsible for expediting the delivery of all materials to be furnished by him so that the construction progress shall be maintained according to the current schedule for the Work as approved by the OWNER'S REPRESENTATIVE.

The OWNER'S REPRESENTATIVE shall be advised in writing by the CONTRACTOR wherever it is anticipated or determined by the CONTRACTOR that the delivery date of any material and/or equipment furnished by the CONTRACTOR shall be other than as indicated in the project schedule or as otherwise communicated to the OWNER'S REPRESENTATIVE.

E. Float Time

Float or slack time is defined as the amount of time between the earliest start date and the latest start date or between the earliest finish date and the latest finish date of an activity on the construction. Float or slack time is for the exclusive use and benefit of the Owner. The CONTRACTOR acknowledges and agrees that actual delays, affecting activities containing float time, will not have any affect upon contract completion times, providing that the actual delay does not exceed the float time associated with those activities.

Extensions of time for performance as described in the Contract Documents will be granted only to the extent that time adjustment for the activity or activities affected by any condition or event which entitles the CONTRACTOR to a time extension exceed the total float or slack of the affected activity at the time of issuance of a Change Order or the commencement of any delay or condition for which an adjustment is warranted under the Contract Documents.

1.02 Coordination

The CONTRACTOR shall coordinate his work with that of other CONTRACTORS and shall cooperate fully with the OWNER'S REPRESENTATIVE in maintaining orderly progress toward completion of the work as scheduled. The OWNER'S REPRESENTATIVE's decisions regarding priority between the CONTRACTOR's work and the work of other CONTRACTORS at the site shall be final and shall not be cause for extra compensation or extension of time, except where extension of time is granted because of a delay for which CONTRACTOR is otherwise entitled to an extension of time under the Contract Documents.

Coordination shall also occur as outlined above in Paragraph 1.01 B.

The milestone dates referred to in the Contract Documents for delivery of Owner-furnished equipment and materials and interface activities of other CONTRACTORS on the site are based on dates set forth in separate contracts with the Owner and represent the information available at this time.

Failure of Owner-furnished equipment and materials to arrive as scheduled, or failure of other construction CONTRACTORS to meet their schedule, shall not be justification for an extension of time, except where such failure causes, in the opinion of the OWNER'S REPRESENTATIVE, an unreasonable delay in the CONTRACTOR'S work, in which case the provisions of the General Conditions regarding extensions of time and extra work shall apply.

The CONTRACTOR shall keep himself, and his subcontractors, advised at all times during the course of the Work regarding delivery status of Owner-furnished equipment and materials and of the progress of construction work being performed under separate contracts.

1.03 CONTRACTOR Covenants and Guarantees

CONTRACTOR covenants and guarantees that CONTRACTOR will not:

- A. Misrepresent to OWNER'S REPRESENTATIVE its planning scheduling or execution of the Work;
- B. Utilize schedules materially different from those provided by CONTRACTOR to the OWNER'S REPRESENTATIVE.
- C. Prepare schedules, updates, revisions or reports for the work which do not accurately reflect the actual intent or reasonable and actual expectations of CONTRACTOR and its Subcontractors as to:
 - 1. The sequences of activities,
 - 2. The duration of activities,
 - 3. The responsibility of activities,
 - 4. Resources availability,
 - 5. Labor availability or efficiency,

6. Foreseeable weather conditions,
7. The value associated with the activity,
8. The percentage complete of any activity,
9. Completion of any item of work or activity,
10. Project milestone completion,
11. Delays, slippages, or problems encountered or expected,
12. Subcontractor requests for time extensions or delay claims of subcontractors, and
13. If applicable, the float time available.

CONTRACTOR'S failure to substantially comply with the foregoing covenant and guarantee shall be a substantial and material breach of contract which will permit Owner to terminate Contract for default, or withhold payments under the Contract Documents, and shall entitle Owner to the damages afforded for misrepresentation or fraud by these Contract documents or applicable law.

Should CONTRACTOR fail to substantially comply with the provisions of the Contract documents relating to planning, scheduling and execution of the Work by the overall project schedule, the OWNER'S REPRESENTATIVE shall have the right, at their option, to retain the services of scheduling consultants or experts (including attorneys if necessary in their opinion) to prepare a schedule in accordance with the Contract Documents and to review and analyze same, in order to allow OWNER'S REPRESENTATIVE to evaluate the program of the Work by CONTRACTOR, to determine whether CONTRACTOR is substantially complying with the Contract Documents, and to direct such action on the part of the CONTRACTOR, as permitted by the Contract Documents, as required to ensure, under the owner's schedule prepared hereunder, that CONTRACTOR will comply with such schedule. All costs (including attorneys' fees) incurred by OWNER'S REPRESENTATIVE in preparing the schedule hereunder shall be charged to CONTRACTOR's account or deducted from retainage. If CONTRACTOR fails to substantially comply with the scheduling and execution of the work requirements of the Contract Documents, CONTRACTOR hereby agrees, in such instance, to comply with such schedules, as the OWNER'S REPRESENTATIVE develops, or directions, and activity sequences and durations as the OWNER'S REPRESENTATIVE may reasonably require, without additional cost to the Owner (subject only to cost adjustments for such changes in the Work as the Owner may direct by written change order), to ensure completion within the Contract Time.

1.04 Default

Failure of the CONTRACTOR to substantially comply with the requirements of this Section shall constitute reason that the CONTRACTOR is failing to prosecute the Work with such diligence as will insure its completion within the Contract times and shall be considered grounds for termination by the Owner, pursuant to the General Conditions.

Part 2 Products (Not Used)

Part 3 Execution (Not Used)

End of Section

Installation/Construction Facilities and Temporary Controls

Part 1 General

1.01 Land for CONTRACTORS Use

A. Site Access and Parking

The CONTRACTOR shall locate roads, drives, walks and parking facilities to provide uninterrupted access to construction offices, mobilization, work, storage areas, and other areas required for execution of the Contract.

The CONTRACTOR shall maintain traffic areas as free as possible of construction equipment, products and debris.

The CONTRACTOR shall not utilize existing parking facilities for construction personnel or for CONTRACTORS vehicles or equipment, unless written permission from OWNER of parking facility is obtained.

B. Trucking Route and Public Road Maintenance

Prior to the start of construction, the CONTRACTOR shall submit for review a schedule and list indicating the parking lots within the stadium property that his equipment will use off the Project site.

The CONTRACTOR shall comply with all safety requirements, weight restrictions and speed limits.

Paved streets shall be maintained in a reasonable state of cleanliness and the CONTRACTOR shall remove accumulations of debris, dirt or mud caused by his operations. This shall be done at the close of each days operation or when requested by the OWNER'S REPRESENTATIVE.

C. Private or Public Roads, Sidewalks and Parking Areas

The CONTRACTOR shall at all times provide emergency access to property in the vicinity of the construction for police and fire equipment, ambulances or other emergency vehicles to protect life, health and property. Where public roads, driveways, parking areas and sidewalks are encountered throughout the community, the CONTRACTOR shall maintain those portions affected by the construction operations in a passable condition until such time as final restoration of these improvements can be made as herein specified.

D. Where Phasing of Work occurs, CONTRACTOR is responsible for all barricades and signage to redirect traffic and protect Work.

1.02 Temporary Utility Services

A. Electricity and Lighting

The CONTRACTOR shall be responsible for and pay all costs for the installation and removal of circuit and branch wiring, with area distribution boxes located so that power and lighting is available throughout the construction by the use of construction-type power cords and shall pay all costs of electrical power used.

Electrical wiring and distribution shall conform to the National Electrical Code as adopted by the State of Florida.

B. Telephone

The CONTRACTOR shall pay all costs for installation, maintenance and removal, and service charges for local calls to provide service for his construction operations. Toll charges for calls relating to Project business shall be at the CONTRACTORS expense. A locking device shall be supplied with the phone to protect against unauthorized use of the phone service.

C. Use of Water

The CONTRACTOR shall acquire any and all permits, post any bonds and pay all fees required by the local agency having jurisdiction prior to using any hydrant as the source of water, and reimburse the local community for all water consumed during course of the Contract at the current municipal rate.

D. Sanitary Provisions

The CONTRACTOR shall be responsible for installation, maintenance and removal of temporary sanitary facilities for use of construction personnel. All rules and regulations of the State and local health officials shall be observed, with precautions taken to avoid creating unsanitary conditions.

Part 2 Products (Not Used)

Part 3 Execution (Not Used)

End of Section

Materials and Equipment

Part 1 General

1.01 Transportation and Handling

A. Transportation

The CONTRACTOR shall provide for expeditious transportation and delivery of materials and equipment to the Project site in an undamaged condition and on a schedule to avoid delay of the Work. Materials and equipment shall be delivered in original containers or packaging with identifying labels intact and legible.

B. Handling

The CONTRACTOR shall provide equipment and personnel at the site to unload and handle materials and equipment in a manner to avoid damage. Materials and equipment shall be handled only at designated lifting points by methods to prevent bending or over stressing.

1.02 Storage and Protection

A. Storage

The CONTRACTOR shall store materials and equipment immediately on delivery, and protect it until installed in the Work. Coordinate storage areas with the OWNER for approval.

Products subject to damage by elements shall be stored in weather tight enclosures with temperature and humidity ranges as required by manufacturer's instructions.

The place of storage shall be located so as to minimize interference with traffic and to provide easy access for inspection.

Materials that have been stored shall be subject to retest and shall meet the requirements of their respective specifications at the time they are to be used in the Work.

1.03 Manufacturer's Instructions

When Contract Documents require that installation of Work shall comply with manufacturer's instructions, the CONTRACTOR shall obtain and distribute copies of such instructions to parties involved in the installation including two copies to the OWNER'S REPRESENTATIVE. The CONTRACTOR shall handle, install, connect, clean, condition and adjust products in strict accord with such instructions and in conformity with specified requirements. Should job conditions or specified requirements conflict with manufacturer's instructions, consult with OWNER'S REPRESENTATIVE for further instructions.

1.04 Substitutions and Product Options

A. Products List

Within four (4) days of request, the CONTRACTOR shall submit a complete list of major products proposed to be used, with the name of the manufacturer and the installing subcontractor, if applicable, to the OWNER'S REPRESENTATIVE.

B. CONTRACTORS Product Options

1. For products specified only by reference standard, the CONTRACTOR shall select any product meeting that standard.

2. For products specified by naming several products or manufacturers the CONTRACTOR shall select any one (1) of the products or manufacturers named, which complies with the specifications.
3. For products specified by naming one (1) or more products or manufacturers and or equal, the CONTRACTOR must submit a Substitution Request Form for any product or manufacturer not specifically named, in accordance with the General Conditions.
4. For products specified by naming only one (1) product and manufacturer, there is no option.

Part 2 Products (Not Used)

Part 3 Execution (Not Used)

End of Section

Contract Closeout

Part 1 General

1.01 Cleaning

The CONTRACTOR shall perform periodic cleaning to keep the Work, the site and adjacent properties free from accumulations of waste materials, rubbish and other debris, resulting from construction operations. Waste material, debris and rubbish shall be periodically removed from the Site and disposed of at legal disposal areas as directed by OWNER. Prior to OWNER acceptance the CONTRACTOR shall conduct an inspection of sight-exposed interior and exterior surfaces, and all Work areas, to verify that the entire Work is clean.

1.02 Project Record Documents

The CONTRACTOR shall deliver one (1) copy of all Specifications, Plans, Addenda, Shop Drawings and Samples, annotated to show all changes made during the construction process, to the OWNER'S REPRESENTATIVE upon completion of the Work. Submittal of the Record Documents shall be made with a transmittal letter containing:

- Date
- Project Title and Number
- CONTRACTOR'S Name and Address
- Title and Number of each Record Document
- Certification that each Document as submitted is complete and accurate

Documents shall be submitted in good order and in a legible condition.

1.03 Operation and Maintenance Data

Prior to final inspection or acceptance, the CONTRACTOR shall submit a minimum of two (2) copies of the Operations and Maintenance (O&M) manual to the OWNER'S REPRESENTATIVE and fully instruct the OWNERS designated operating and maintenance personnel in the operation, adjustment and maintenance of all products, equipment and systems specified. Operation and maintenance data required by the Individual Specification sections shall be included in the O&M manual and will constitute the basis of personnel instruction.

1.04 Scheduling

The CONTRACTOR shall coordinate efforts between the OWNER'S REPRESENTATIVE, any equipment manufacturers, subcontractors and governing agencies in the scheduling of required close-out procedures.

1.05 Substantial Completion

Certification that the Work is substantially complete shall be in accordance with the General Conditions.

1.06 Final Payment and Acceptance

The final inspection, final application for payment and acceptance shall be in accordance with the General

Conditions.

Part 2 Products (Not Used)

Part 3 Execution (Not Used)

End of Section

NOTICE OF COMPLETION FORM

Bld #18-14 – Microllte Control System Replacement

NOTICE IS HEREBY GIVEN THAT:

1. Work of improvement to the property describe herein was completed on:

2. The name and address of the property owner (or owners, if applicable):

Tampa Sports Authority c/o: Raymond James Stadium
4201 N. Dale Mabry Highway, Tampa, FL 33607

3. The description of the property sufficient for identification:

Raymond James Stadium

4. The name and address of the Contractor and/or Sub-Contractor, if any for such work of Improvement:

Dated this ____ day of _____, 20__

(Printed Name of Contractor)

(Signature of Contractor)

(Title of Contractor)

.....

(Printed Name of Owner/Representative)

(Signature of Owner/Representative)

(Title of Owner/Representative)

Raymond James Stadium Microlite Panel List 2019

Quad	Level	Room #	Location	Panel
A	SERVICE LEVEL	01.35.12	Electrical RM.	SLA1
A	SERVICE LEVEL	01.40.19	Electrical RM.	MCA1
A	SERVICE LEVEL	01.40.19	CENTER ELECTRICAL RM.	SLA2
A	SERVICE LEVEL	01.40.19	CENTER ELECTRICAL RM.	SLA3
A	MC	02.35.05	Electrical RM.	MCA2
A	CLUB	04.07.03	CENTER ELECTRICAL RM.	CLA1
A	CLUB	04.18.02	Electrical RM.	CLA2
A	CLUB	04.40.03	CENTER ELECTRICAL RM.	CLA1
A	CLUB	04.40.03	CENTER ELECTRICAL RM.	LSLA2
A	CLUB	04.40.03	CENTER ELECTRICAL RM.	USLA1
A	LS	05.35.02	Electrical RM.	LSLA1
A	US	06.35.02	Electrical RM.	USLA1
A	US	06.35.02	Electrical RM.	USLA2
A	UC	07.40.02	Center Elevator room	UCLA1
A	UC	07.34.02	Women's R.R	UCLA2
B	SERVICE LEVEL	01.18.06	Electrical RM.	SLB1
B	MC	02.18.03	Electrical RM.	MCB1
B	MC	02.18.03	Electrical RM.	MCB2
B	CLUB	04.18.02	Electrical RM.	CLB1
B	CLUB	04.18.02	Electrical RM.	CLB2
B	LS	05.18.01	Electrical RM.	LSLB1
B	LS	05.18.01	Electrical RM.	LSLB2
B	US	06.18.02	MENS R.R SUPERSUITES	USLB1
B	US	06.18.02	MENS R.R SUPERSUITES	USLB2
B	UC	07.19.04	Women's R.R	UCLB1
B	UC	07.19.04	Women's R.R	UCLB2
C	SERVICE LEVEL	01.02.19	Electrical RM.	SLC1
C	MC	02.02.05	Electrical RM.	MCC2
C	SERVICE LEVEL	01.07.05	Electrical RM.	MCC1
C	SERVICE LEVEL	01.07.05	CENTER ELECTRICAL RM.	SLC2
C	SERVICE LEVEL	01.07.05	CENTER ELECTRICAL RM.	SLC3

Quad	Level	Room #	Location	Panel
C	CLUB	04.02.06	Electrical RM.	CLC2
C	CLUB	04.07.03	CENTER ELECTRICAL RM.	CLC1
C	CLUB	04.07.03	CENTER ELECTRICAL RM.	LSLC1
C	CLUB	04.07.03	CENTER ELECTRICAL RM.	USLC1
C	LS	05.02.10	Electrical RM.	LSLC2
C	US	06.02.14	Electrical RM.	USLC2
C	UC	08.07.0	Women's R.R	UCLC2
D	SERVICE LEVEL	01.51.06	Electrical RM.	SLD1
D	SERVICE LEVEL	01.51.06	Electrical RM.	SLD3
D	MC	02.51.03	Electrical RM.	MCD1
D	MC	02.51.03	Electrical RM.	MCD2
D	CLUB	04.51.04	Electrical RM.	CLD1
D	CLUB	04.51.04	Electrical RM.	CLD2
D	LS	05.51.02	Electrical RM.	LSLD1
D	LS	05.51.02	Electrical RM.	LSLD2
D	PRESS BOX	06.51.02	Electrical RM.	USLD1
D	PRESS BOX	06.51.02	Electrical RM.	USLD2
D	UC	07.53.01	Women's R.R	UCLD1
D	UC	07.53.01	Women's R.R	UCLD2
A	UC	A1	light tower	SLRA1A
A	UC	A2	light tower	SLRA1B
A	UC	A3	light tower	SLR2A2
B	UC	B1	light tower	SLRB2A
B	UC	B2	light tower	SLRB1B
B	UC	B3	light tower	SLRB1A
C	UC	C1	light tower	SLRC1B
C	UC	C2	light tower	SLRC1A
C	UC	C3	light tower	SLRC2A
D	UC	D1	light tower	SLRD1A
D	UC	D2	light tower	SLRD1B
D	UC	D3	light tower	SLRD2A

General Notes

Relay #	Panel Source	Circuit	Description
Relay number from the Microlite	The panel feed for each load	The circuit number from the feed panel	load description

Fiber Optic Singlemode Cable Location

Level	Quad	Telco Room	Fiber Optic Cabling	Destination
Service Level	A	01.35.13	2 strands ST MM Fiber	01.20.04/ Security
Service Level	B	01.18.08	2 strands ST MM Fiber	01.20.04/ Security
Service Level	C	01.02.21	2 strands ST MM Fiber	01.20.04/ Security
Service Level	D	01.51.08	2 strands ST MM Fiber	01.20.04/ Security
Club Level	A	04.35.09	2 strands ST MM Fiber	01.20.04/ Security
Club Level	B	04.18.08	2 strands ST MM Fiber	01.20.04/ Security
Club Level	C	04.02.08	2 strands ST MM Fiber	01.20.04/ Security
Club Level	D	04.51.08	2 strands ST MM Fiber	01.20.04/ Security
Upper Suite	A	06.35.04	2 strands ST MM Fiber	01.20.04/ Security
Upper Suite	B	06.18.04	2 strands ST MM Fiber	01.20.04/ Security
Upper Suite	C	06.02.15	2 strands ST MM Fiber	01.20.04/ Security
Upper Suite	D	06.51.02	2 strands ST MM Fiber	01.20.04/ Security

SLA1

Relay #	Panel Source	Circuit	Description
1	FAL1	1	Cooking prep lights
2	FAL1	2	Kitchen office & storage lights
3	FAL1	3	Kitchen lights
4	FAL1	4	Housekeeping/kitchen bath lights
5	FAL1	5	Kitchen lights
6	FAL1	6	Catering/men's locker/toilet/exam lights
7	FAL1	7	Ramp lights, SL to MC
8	FAL1	8	Exterior wall lights, wall packs
9	FAL1	9	Electric/mechanical room lights
10	FAL1	10	Exterior lights overhang N & W
11			
12	FAL1	12	Service corridor lights
13	FAL1	13	USF storage lights, Bucs/Xray
14	FAL1	14	Service corridor
15			
16	FAL1	19	Visiting locker room lights
17	FAL1	21	Visiting locker room lights
18	FAL1	23	Visiting locker room lights
19			
25			
26	FAR2	55	TV locker room
27	FAR2	4	TV office area
28			
29			
30	TECO		TECO site lights A quad - Group 1
31	TECO		TECO site lights A quad - Group 2
32	TECO		TECO site lights A quad - Group 3
33			
34			
35			
36			
37	FAL1	14	Stair 3
38	FAEL1	3	EM stairs
39	FAEL1	11	Emergency lights - locker rooms
40	FAEL1	15	Emergency lights - locker rooms
41	FAEL1	6	Emergency lights - kitchen/housekeeping
42	FAEL1	3	Emergency lights - stair #3/tunnel
43	FAEL1	2	Emergency lights - tunnel/corridor
44	FAEL1	4	Emergency lights - tunnel/corridor
45	FAEL1	5	Emergency lights - exterior, overhead N & W
46	FAEL1	12	Emergency lights - ramp, SL to MC
47	FAEL1	7	Emergency lights - electrical/mechanical
48	FAEL1	1	Emergency lights - exit

SLA2

Relay #	Panel Source	Circuit	Description
1	FAL1		
2	FAL1		
3	FAL1	3	Owner elevator/hallway/lobby lights
4	FAL1	4	
5	FAL1	5	Stair #7 lights
6	FAL1	6	
7			
8	FAL1	8	Elevator lobby lights/atrium & corridor to D elev.
9			
10			
11	FAL2	11	Atrium restroom lights/owner elevator lobby
12			
13			
14			
15			
16			
17			
18			
19			
20			
21			
22			
23			
24			
25			
26			
27			
28			
29			
30			
31			
32			
33			
34			
41			
42			
43	FAEL1	18	Emergency lights - stair #7/elevator lobby
44	FAEL1	13	Emergency lights - atrium escalator wave
45	FAEL1	14	Emergency lights - atrium curtain wall
46	FAEL1	10	Emergency lights - atrium bath & buffet

SLA3

Relay #	Panel Source	Circuit	Description
1	FAR1	21	L4S over atrium desk
2	FAR1	2	TV elevator lobby & desk
3	FAR1	3	Atrium TV tower
4	FAR1	1	TV elevator lobby
5	FAR1	4	TV owner's lobby
6	FAR1	6	Atrium TV tower
7	FAR1	31	TV atrium buffet area
8	FAR1	16	
9			
10	FAR1	28	Low voltage elevator lobby lights, above atrium
11	FAR1	29	Logo
12	FAR1	31	TV column
13			
14			
15			
16			
17			
18			
19			
20			
21			
22			
23			
24			

SLB1

Relay #	Panel Source	Circuit	Description
1	FBL1	1	Hallway service corridor lights
2	FBL1	2	Tunnel lights/truck receiving
3	FBL1		Paper storage - warehouse lights
4	FBL1	4	Truck ramp
5	FBL1	6	Exterior wall lights
6	FBL1	7	Ramp lights, SL to MC
7	FBL1	9	Laundry lights/engineer office
8	FBL1	10	Exterior lights/overhang B quad
9	FBL1	11	Engineering workshop lights
10	FBL1	12	Dry storage lights
11	FBL1	13	Cash room lights
12	FBL1	14	Dry storage lights
13	FBL1	16	Dry storage lights
14	FBL1	22	Electrical room B quad
15	FBL1	15	XX cress cor storage
16			
17	FBEL	17	XX EM cress cor storage
18	FBL1	18	Exterior scoreboard column lights
19			
20	FBL1	20	North scoreboard S7 lights
21			
22	FBL1	22	North scoreboard S7 lights
23			
24	FBL1	24	North scoreboard S7 lights
25			
29			
30	TECO		TECO site lights B quad - Group 1
31	TECO		TECO site lights B quad - Group 2
32	TECO		TECO site lights B quad - Group 3
33			Relay maintenance bowl lights
34			Relay MC
36			
37	FBL1	4	Stair 2 LTS
38	EBEL1	13	EM Stair 2
39			
40	FBEL1	2	Emergency lights - tunnel & corridor lights
41	FBEL1	4	Emergency lights - tunnel & corridor lights
42	FBEL1		Emergency lights - electrical/mechanical room
43	FBEL1	9	Emergency lights - ramp
44	FBEL1	10	Emergency lights - locker & toilets
45	FBEL1	11	Emergency lights - exterior overhead B quad
46	FBEL1		Emergency lights - dry storage
47	FBEL1	13	Emergency lights - truck ramp
48	FBEL1		Emergency lights - exit

SLC1

Relay #	Panel Source	Circuit	Description
1	FCL2	1	Check-In/Maintenance/Women locker room lights
2	FCL2	2	Service corridor lights to B quad
3	FCL2	4	Field tunnel Lts C quad
4	FCL2	5	Exterior ticketing/overhang at TSA lights
5	FCL2	6	Service corridor at TSA lights
6	FCL2	7	Ramp lights SL to MC & elevator lobby
7	FCL2	8	Exterior lights, wall packs & overhang
8	FCL2	9	TSA office/lights corner to lobby
9	FCL2	10	TSA office lights - center
10	FCL2	11	TSA office lights - corner
11	FCL2	12	TSA office lights - center
12	FCL2	13	TSA office lights - traffic control
13	FCL2	14	TSA office lights - lobby
14	FCL2	15	TSA office lights - conference room
15	FCL2	17	First aid lights
16	FCL2	3	Electrical/mechanical room lights
17	FCL2	16	Turn sites canopy/C quad
18	FCL2	18	Scoreboard
19	FCL2	20	South scoreboard plaza lights S7
20	FCL2	22	South scoreboard plaza lights S7
21	FCL2	24	South scoreboard plaza lights S7
22	FCL2	21	Retractable seat Lts
23			
24			First aid elev lobby SL to MC
25	FCR2	26	Mlc power
26	FCEL1	3	Emergency lights - ramp SL to MC/elev lobby
27			
28			
29			
30	TECO		TECO site lights C quad - Group 1
31	TECO		TECO site lights C quad - Group 2
32	TECO		TECO site lights C quad - Group 3
33			
34	FCEL1	12	Emergency lights - TSA offices
35			
36	FCEL1	16	EM Lts Mutiny off
37	FCL2	4	Ext stair 1
38	FCEL1	6	Em ext stair 1

SLC2

Relay #	Panel Source	Circuit	Description
1	FCL1	1	Warehouse lights
2	FCL1	2	Workshop lights
3	FCL1	3	Woodshop lights
4	FCL1	4	Landscape field protection
5	FCL1	5	Stair #6 lights
6	FCL1	6	Maint office Lts
7	FCL1	7	Atrium bath/janitor
8	FCL1	8	Elevator lobby/service pantry
9			
10			
11			
12			
13			
14			
15			
16			
17			
18			
19			
20			
32			
33			
34	FCEL1	1	Emergency lights - exit
35	FCEL1	4	Emergency lights - shop area
36	FCEL1	6	Emergency lights - tunnel
37	FCEL1	7	Emergency lights - tunnel/service corridor C quad
38	FCEL1	9	Emergency lights - service corridor C quad
39	FCEL1	10	Emergency lights - buffet hi-hats & bath
40	FCEL1	11	Emergency lights - hall pantry & center stair
41	FCEL1	15	Emergency lights - TSA & holding cells
42	FCEL1	2	Emergency lights - electrical/mechanical room
43	FCEL1	17	Emergency lights - atrium wall
44	FCEL1	5	Emergency lights - main conc ctr/TSA/E overhang
45	FCEL1	13	Emergency lights - atrium wave
46	FCEL1	14	Emergency lights - atrium curtain wall
47			
48			

SLC3

Relay #	Panel Source	Circuit	Description
1	FCR1	21	Lights above atrium desk
2			
3			
4	FCR1	1	TV elevator lobby
5			
6			
7			
8	FCR1	16	ETC panel 76
9			
10			
11			
12			
13			
14			
15			
16			
17			
18			
19			
20			
21			
22			
23			
24			

SLD1

Relay #	Panel Source	Circuit	Description
1	FDL1	2	Hall service corridor lights
2	FDL1	9	Official locker room lights
3	FDL1	11	Locker room lights
4	FDL1	4	Tunnel
5	FDL1	6	Exterior wall pack lights
6	FDL1	7	Ramp lights SL to MC
7	FDL1	3	Broadcast & printing rooms
8	FDL1	8	Exterior lights overhang D quad
9	FDL1	13	Locker room lights
10	FDL1	1	Media dining /TSA lights
11	FDL2	1	TSA ticketing lights
12			XXX S ext scoreboard Lts
13			
14			
15			
16			
17	FDL2	7	Turnstiles D quad
18			
28			
29			
30	TECO		TECO site lights D quad - Group 1
31	TECO		TECO site lights D quad - Group 2
32	TECO		TECO site lights D quad - Group 3
33			
34			
35			
36			
37	FDL1	4	Ext stair #4 Lts
38			
39	FDEL1	11	Emergency lights - ticket sales
40	FDEL1	3	Emergency lights - tunnel/service corr. D quad
41	FDEL1	5	Emergency lights - tunnel/service corr. D quad
42	FDEL1	4	Emergency lights - electrical/mechanical rooms
43	FDEL1	12	Emergency lights - ramps SL to MC
44	FDEL1	9	Emergency lights - locker/toilet
45	FDEL1	2	Emergency lights - exterior lights overhang D
46	FDEL1	6	Emergency lights - media post game dining
47	FDEL1	18	Emergency lights - stair #4
48	FDEL1	1	Emergency lights - exit

SLD3

Relay #	Panel Source	Circuit	Description
1	FDR1	1	Coaches locker room TV receptacle
2			
3	FDR1	3	Media dining room TV receptacle
4			
5	FDR1	5	Officials locker room TV receptacles
6			
7			
8	FDR1	8	Officials locker room - spare
9			
10			TECO site power
11			

MCA1

Relay #	Panel Source	Circuit	Description
1	MAL1	1	Concourse lights sideline D quad
2			
3	MAL1	3	Concourse lights sideline A quad
4			
5	MAL1	5	South exterior lights overhang D quad
6			
7	MAL1	7	Concourse lights center
8			
9	MAL1	9	North exterior lights overhang A quad
10			
11	MAL1	11	Concourse elevator lobby lights/smoke area
12	MAL1	13	Atrium lights lower wall
13			
14			
15			
16			
17			
18			
19			
20			
21			
22			
23			
24			

MCA2

Relay #	Panel Source	Circuit	Description
1			
2	MAL2	2	Concourse lights corner
3			
4	MAL2	4	North scoreboard stair lights
5	MAL2	5	Ramp elevator lobby lights
6			
7			
8			
9			
10			
11			
12			
13			
14			
15			
16	MAR2	1	North endzone TV
17	MAR2	3	TV concourse
18	MAR2	5	TV concourse
19			
20			
21			
22			
23			
24			
25			
26	MAR3	7	Restroom fans
27	MAR3	8	TV MC bar
28			
33			
34			
35			
36	MAR2	32	N scoreboard RJ sign
37			
38			
39			
40			
41			
42	FAEL1	8	EM Lts N endzone conc & RR MC
43	FAEL1	17	Emergency lights - concourse/sideline
44	FAEL1	8	Emergency lights - concourse/corners

MCB1

Relay #	Panel Source	Circuit	Description
1			
2			
3			
4			
5			
6			
7	MBR2	7	TV MC bar
8			
9			
10			
11	MBR2	6	Main concourse Ad panels/ATM XXX
12	MBR2	8	Restroom ceiling fans
13			
14	MBR1	1	Main concourse TV
15	MBR1	3	Main concourse TV
16	MBR1	5	North endzone TV
17			
18			
19			
20			
21			
22			
23			
24			
25			
26			
27			
28			
29			
30			
31			
32	FBEL1	8	EM Lts endzone & MC conc/RR
33			
34			
39			
40			
41			
42			
43	FBEL1	5	Emergency lights - concourse sideline MC
44	FBEL1	8	Emergency lights - N corner

MCB2

Relay #	Panel Source	Circuit	Description
1			
2	MBL1	2	Corner concourse lights
3			
4	MBL1	4	
5			
6			
7	MBL1	7	North endzone & first aid lights
8			
9			
10			
11			
12			
13			
14			
15			
16			
17			
18			
19			
20			
21			
22			
23			
24			

MCC1

Relay #	Panel Source	Circuit	Description
1	MCL1	1	Concourse lights - center
2			
3	MCL1	3	Concourse lights osuth
4			
5	MCL1	5	Exterior lights overhead north B quad
6			
7	MCL1	7	Concourse lights north B quad
8			
9	MCL1	9	Exterior overhang lights C quad
10			
11	MCL1	11	Elevator lobby smoke area C quad
12			
13			
14			
15			
16			
17			
18			
19			
20			
21			
22			
23			
24			

MCC2

Relay #	Panel Source	Circuit	Description
1			
2	MCL2	2	Concourse lights C quad corner
3			
4	MCL2	4	South scoreboard jelly jar
5	MCL2	5	Ramp elevator #12 lobby lights
6			
7			
8			
9			
10			
11			
12			
13			
14			
15	MCR2	1	South endzone TV
16	MCR2	3	Outlets TV main concourse
17	MCR2	5	Outlets TV main concourse
18			
19			
20			
21	MCR3	3	TV MC bar
22			
23			
24	MCR3	6	TV smoking area MC
25			
26			
27	MCR3	9	Ceiling fan MC
28			
29			
30			
31			
32	FCEL1	8	EM Lts MC & endzone/RR & concession
33			
38			
39			
40			
41	FCEL1	8	EM Lts - conc corn
42	FCEL1	5	Emergency lights - concourse center
43			
44			
45			
46	?		XXX S scoreboard RJ sign
47			
48			

MCD1

Relay #	Panel Source	Circuit	Description
1			
2			
3			
4			
5			
6			
7	MDR2	2	TV's MC bar
8			
9			
10			
11			
12	MDR2	8	Restroom ceiling fans
13			
14	MDR1	1	Main concourse TV D quad
15	MDR1	3	Main concourse TV D quad
16	MDR1	5	South endzone TV
17			
18			
19			
20			
21			
22			
23			
24			
25			
26			
27			
28			
29			
30			
31			
32			
33			
34			
35			
36			
37			
38			
39			
40			
41			
42	FBEL1	8	Corner conc & RR Lts, MC endzone RR & concession
43	FBEL1	17	Emergency lights - MC sideline
44	FBEL1	8	Em Lts - concourse corner MC

MCD2

Relay #	Panel Source	Circuit	Description
1			
2	MDL1	2	Corner concourse lights
3			
4			
5			
6			
7			
8			
9			
10			
11			
12			

CLA1

Relay #	Panel Source	Circuit	Description
1			
2			
3			
4			
5			
6			
7			
8			
9	CAR1	3	TV receptacle
10	CAR1	10	SE concession TV receptacle
11	CAR1	5	TV receptacle
12			
13			
14			
15			
16			
17			
18	CAR1	2	TV receptacle smoking balcony
19			
20			
21			
22			
23	?		Center Bar ETC Panel
24			

CLA2

Relay #	Panel Source	Circuit	Description
1	CAL2	2	Ramp lights CL to LS
2			
3			
4			
5			
6			
7	CAR2	?	LED outside Ad panel
8	CAR2	4	Ramp lights MC to CL
9	CAR2	12	TVs suite 167
10	CAR2	25	TVs suite 172
11	CAR2	6	TVs RR TVs
12	CAR2	8	Ramp sign
13			
14			
15			
16			
17			
18			
19			
20			
21	CAR2	21	TV receptacle suite 171 plus
22			
23	CAR2	23	TV receptacke suite 169, 170
24	CAR2	24	TV receptacle
25		?	ETC panel club A
26			
27			
28			
29			

CLB1

Relay #	Panel Source	Circuit	Description
1			
2	CLB1	2	Ramp lights - CL to US
3	CLB1	5	Low bay lights sideline
4	CLB1	4	Ramp lights MC to CL
5			
6			
7			
8	CLB1	11	LED outside Ad panel
9			
10			
11			
12			
13			
14			
15			
16			
17			
18			
19			
20			
21			
22			
23			
24			
25			
26			
27			
28			
29			

CLB2

Relay #	Panel Source	Circuit	Description
1	CBR1	11	
2	CBR1	13	
3	CBR1	15	
4	CBR1	17	ETC club B panel
5			
6			
7			
8			
9			
10			
11			
12			
13			
14			
15			
16	CBR1	33	Ramp Ad panels
17	CBR1	22	TVs sideline RR
18	CBR1	37	Ramp Ad panels LED
19			
20			
21			
22			
23			
24			

CLC1

Relay #	Panel Source	Circuit	Description
1			
2			
3			
4			
5			
6			
7			
8			
9			
10			
11			
12			
13			
14			
15			
16			
17	CCL1	4	Lights elevator lobby & smoke area
18			
19			
20			
21			
22			
23			
24			

CLC2

Relay #	Panel Source	Circuit	Description
1			
2			
3	CCR2	24	Video wall
4	CCR2	28	Video wall
5	CCR2	15	Video wall
6	CCR2	13	ETC panel club C
7			
8			
9			
10			
11			
12			
13	CCL2	4	Ramp lights MC to CL
14	CCL2	2	Ramp lights CL to US
15			
16			
17			
18			
19			
20			
21			
22			
23			
24	CLC2	24	TV suite
25			
26			
27			
28	?		LED Ad panel
29			
30			

CLD1

Relay #	Panel Source	Circuit	Description
1			
2	CDL1	2	Spare
3	CDL1	3	Ramp lights MC to CL
4	CDL1	4	Low bay lights D corner
5			
6			
7	CDL1	9	Bar lights fluorescent
8			
9			
10			
11			
12	CLD1	6	Ramp spare
13			
14	CLD1	14	Ramp lights CL to LS
15			
16			LED Ad panel
17			
18			
19			
20			
21			
22			
23			
24			
25			
26			
27			
28			
29			

CLD2

Relay #	Panel Source	Circuit	Description
1			
2	CDR1	46	TVs RR sideline N
3			
4	CDR1	16	Concession sign
5	CDR1	2	Ramp sign
6			
7	CDR1	6	Ramp sign
8			
9	CDR1	23	TV receptacle suite 175, 176
10	CDR1	21	TV receptacle suite 174
11			
12			
13			
14			
15			
16			
17			
18			
19			
20			
21			
22			
23	CDR1	12	TVs suite 177 N
24	CDR1	14	Restroom receptacle
25	CDR1	43	TVs suite 173, 174
26	CDR1	45	TV suites 177
27			
28			Club D ETC panel
29			

LSLA1

Relay #	Panel Source	Circuit	Description
1	LAR7	2	TV suites 01 02
2	LAR7	4	TV suites 03 04
3	LAR7	6	TV suites 05 06
4	LAR7	8	TV suite 07 side front
5	LAR7	10	TV suite 07 back
6	LAR6	1	TV suite 09
7	LAR6A	9	TV suite 10
8			
9			
10			
11			
12			
13	LAL2	1	Suite Lts 01 02 03
14	LAL2	3	Suite Lts 04 05 06
15	LAL2	5	Suite Lts 07
16			
17			
18			
19			
20			
21			
22			
23			
24			
25			
26			
27			
28			
29			

LSLA2

Relay #	Panel Source	Circuit	Description
1	LAL1	1	TSA lights
2			
3	LAL1	3	Lights room 5.48.01 & 5.47.01
4			
5			
6			
7	LAL1	7	Suite lights 31, 32, 33
8			
9	LAL1	9	Suite lights 28, 29, 30
10			
11	LAL1	11	Suite lights 25, 26, 27
12			
13	LAL1	13	Suite lights 22, 23
14			
15	LAL1	15	Suite lights 19, 20, 21
16	LAL1	16	Elevator lobby lights & smoke terrace
17	LAL1	17	Suite lights 16, 17, 18
18			
19	LAL1	19	Suite lights 12, 14
20			
21	LAL1	21	Suite lights 9, 10, 11
22			
23	LAR1	1	TV suites 23
24	LAR1	2	TV suites 22
25	LAR1	8	TV suites 21
26	LAR1	9	TV suites 20
27	LAR2	1	TV suites 19
28	LAR2	2	TV suites 18
29	LAR2	8	TV suites 17
30	LAR2	9	TV suites 16
31	LAR3	1	TV suites 14
32	LAR3	2	TV suites 14
33	LAR3	8	TV suites 12
34	LAR3	9	TV suites 11
35	LAR4	1	TV suites
36	LAR4	2	TV suites 26
37	LAR4	8	TV suites 27
38	LAR4	9	TV suites
39			
40			
41	?		TV elev & smoking
42			

LSLB1

Relay #	Panel Source	Circuit	Description
1	LBL1	1	Ramp lights
2			
3			
4	LBL1	19	Suite Lts 107, 108, 109
5	LBL1	20	Suite Lts 115, 116, 117
6	LBL1	21	Suite Lts 110, 111
7	LBL1	22	Suite Lts 112, 113, 114
8			
9			
10			
11			
12			
13			
14			
15			
16			
17			
18			
19			
20			
21			
22			
23			
24			

LSLB2

Relay #	Panel Source	Circuit	Description
1			
2			
3			
4	LBR2	1	TV 5.13.03 103
5	LBR2	2	TV 5.13.02 102
6	LBR2	8	TV 5.13.01 101
7	LBR2	9	TV 5.12.03 100
8	LBR3	1	TV 5.14.03 106
9	LBR3	2	TV 5.14.01 104
10	LBR3	9	TV 5.14.02 105
11			
12	LBR1	6	TV suites 113
13	LBR1	8	TV suites 116, 117
14	LBR1	10	TV suites 114, 115
15	LBR1	12	TV suites 110
16	LBR1	13	TV suites 108, 109
17	LBR1	15	TV suites 107
18			
19			
20			
21			
22			
23			
24			
25	LBR1	19	TV suite 110 N
26	LBR1	17	TV suite 112
27			
28			
29			

LSLC1

Relay #	Panel Source	Circuit	Description
1	LCL1	1	Lights suites 5.06 & 5.07.1 80, 81, 83
2			
3	LCL1	3	Lights suites 5.07.02 thru 5.08.02 84, 85, 86, 87
4			
5	LCL1	5	Lights suites 5.08.03 thru 5.09 88, 89, 90, 91
6			
7	LCL1	7	Lights suite 5.10 92, 93, 94
8			
9	LCL1	9	Lights suites 5.11 95, 96, 97
10			
11	LCL1	11	Lights suites 5.12 98, 99, 100
12			
13	LCL1	13	Lights suites 5.13 101, 102, 103
14			
15	LCL1	15	Light suites 5.14 104, 105, 106
16			
17			
18			
19			
20	LCL1	21	Light lower suite elevator lobby/smoke area
21	LCR1	1	TV suite 5.06.01 80
22	LCR1	2	TV suite 5.06.02 81
23	LCR1	9	TV suite 5.06.03 83
24	LCR1	8	TV suite 5.07.01 81
25	LCR2	1	TV suite 5.07.02 84
26	LCR2	2	TV suite 5.07.03 85
27	LCR2	9	TV suite 5.08.01 87
28	LCR2	8	TV suite 5.08.02 86
29	LCR3	1	TV suite 5.10.03 88
30	LCR3	2	TV suite 5.09.01 89
31	LCR3	8	TV suite 5.09.02 90
32	LCR3	9	TV suite 5.09.03 91
33	LCR4	1	TV suite 5.10.01 92
34	LCR4	2	TV suite 5.10.02 95
35	LCR4	8	TV suite 5.10.03 94
36	LCR4	9	TV suite 5.11.01 95
37	LCR5	1	TV suite 5.11.02 96
38	LCR5	2	TV suite 5.11.03 97
39	LCR5	8	TV suite 5.12.01 98
40	LCR5	9	TV suite 5.12.02 99
41			
42			
43	LCR1		TV elevator lobby/smoke area

LSLC2

Relay #	Panel Source	Circuit	Description
1	LCR7	2	tv SUITES 76
2	LCR7	4	tv SUITES 71
3			
4	LCR7	6	TV suites 76
5	LCR7	8	TV suites 71
6	LCR7	10	TV suites 74
7	LCR7	12	TV suites 71
8	LCR7	14	TV suites 74
9	LCR7	16	TV suites 71
10	LCR7	18	TV suites 74
11	LCR7	26	TV suites 79
12	LCR7	20	TV suites 74
13	LCR7	22	TV suites 77
14	LCR7	24	TV suites 78
15	?		Suite TV 71
16	?		Suite TV 74
17	?		Suite TV 75, 76
18	?		Suite TV 77, 78, 79
19			
20			
21			
22			
23	LCCL1	3	TV receptacles
24			
25			
26			
27			
28			
29			
30	LCAP	6	Sign ring stadium sign
31			
32	LCAP	8	Sign ring raymond sign
33	LCL2	2	RJ canopy logo
34	LCL2	4	RJ canopy logo
35	LCL2	6	RJ canopy logo
36			
37			
38			
39			
40			
41			
42	LCL2	26	RJ canopy logo
43	LCL2	28	RJ canopy logo
44	LCL2	30	RJ canopy logo
45			

LSD1

Relay #	Panel Source	Circuit	Description
1	LDL1	1	Double suite lights
2			
3	LDL1	19	Suite lights 39
4	LDL1	13	Suite lights 35, 37
5	LDL1	21	Suite lights 44A-E
6	LDL1	23	Suite lights 41A-E
7			
8			
9			
10			
11			
12			
13			
14			
15			
16			
17			
18			
19			
20			
21			
22			
23			
24			

LSLD2

Relay #	Panel Source	Circuit	Description
1			
2			
3	LDR1	6	TV suite 37
4	LDR1	1	TV suite LS039 38
5	LDR1	13	TV suite LS038 38
6	LDR2	1	TV suite LS037 35
7	LDR2	2	TV suite LS035
8	LDR2	8	TV suite LS034 34
9	LDR2	9	TV suite LS033 33
10	LDR3	1	TV suite LS032 32
11	LDR3	2	TV suite LS031 31
12	LDR3	8	TV suite LS030 30
13	LDR3	9	TV suite LS029 29
14			
15			
16			
17			
18			
19			
20			
21			
22			
23	LDAP	4	Sign ring Raymond James
24	LDAP	6	Sign ring stadium
25			
26			
27			TV suite 39
28			TV suite 41A-E
29			TV suite 41 A, B rear
30			TV suite 41 C, D, E rear
31			TV suite 44 A-E
32			TV suite 44 A, B rear
33			TV suite C, D, E rear
34			
35			
36			

USLA1

Relay #	Panel Source	Circuit	Description
1	SAL1	1	Suite lighting rm 6.38.01 - 6.38.01 53, 54, 55, 56
2			
3	SAL1	3	Suite lighting rm 6.39.02 - 6.40.02 57, 58, 59, 60
4			
5	SAL1	5	Suite lighting rm 6.40.03 - 6.41.03 62, 63, 64
6			
7	SAL1	7	Suite lighting rm 6.42.01 - 6.43.01 65, 66, 67, 68
8			
9			
10			
11			
12	SAL1	12	Elevator lobby
13			
14			
15			
16	SAR1	1	Suite TV 68
17	SAR1	9	Suite TV 67
18	SAR1	2	Suite TV 66
19	SAR1	10	Suite TV 65
20	SAR2	1	Suite TV 64
21	SAR2	9	Suite TV 63
22	SAR2	2	Suite TV 62
23	SAR2	10	Suite TV 60
24	SAR3	1	Suite TV
25	SAR3	9	Suite TV 59
26	SAR3	2	Suite TV 58
27	SAR3	10	Suite TV 57
28	?		TV elev lobby
29			
30			
31			
32			

USLA2

Relay #	Panel Source	Circuit	Description
1	SAL-2	1	Ramp lights
2	SAL-2	3	Suite lights 47, 48, 49
3	SAL-2	5	Suite lights 50, 51, 52
4			
5			
6			
7			
8	SACL-1	10	Recpt-ice vendor
9			
10	SAEL-1	1	Emergency lights - exit lights
11			
12	SAEL-1	5	Emergency lights - down lights 7th floor
13	SAEL-1	7	Emergency lights - 7th floor
14			
15			
16			
17			
18			
19	SAEL-1	12	Emergency lights - pantry/storage 5th floor
20	SAEL-1	8	Emergency lights - ramp canopy 7th level
21			
22			
23			
24			
25			
26	SAEL-1	10	Emergency lights - ramp MC to CL
27	SAEL-1	14	Emergency lights - 4th floor outside in soft
28	SAEL-1	18	Emergency lights - ramp CL to LS
29	SAR-7	1	Suite TV 56
30	SAR-7	9	Suite TV 55
31	SAR-7	2	Suite TV 54
32	SAR-7	10	Suite TV 53
33	SAR-7	4	Suite TV 49, 50
34	SAR-7	6	Suite TV 51, 52
35	SAR-7	10	Suite TV 47, 48
37	SAL-2	8	RJ canopy sign
38	SAL-2	10	RJ canopy sign
39	SAL-2	12	RJ canopy sign
40			
41	SAL-2	32	RJ canopy sign
42	SAL-2	34	RJ canopy sign
43	SAL-2	36	RJ canopy sign
44			

USLB1

Relay #	Panel Source	Circuit	Description
1	SBL1	1	N ramp lights LS-US
2			
3			
4			
5			
6			
7			
8			
9			
10			
11			
12	SBL1	23	Sulte lights 156, 157, 158
13	SBL1	24	Suite lights 164 A-E
14	SBL1	25	Sulte lights 161 A-E
15	SBL1	26	Suite lights 160-159
16	?		RJ canopy logo
17	SBEL1	43	Emergency lights - hi-hats exterior soffit
18	?		RJ canopy logo
19			
20	?		RJ canopy logo
21	SBEL1	48	Emergency lights - club low bay sideline
22			
23	SBEL1	6	Emergency lights - ramp CL to UC
24	SBEL1	8	Emergency lights - upper ramp & canopy
25			
26			
27	SBEL1	13	Emergency lights - lower suite corridor B quad
28			
29	SBEL1	4	Emergency lights - upper suite corridor B quad
30			
31	SBEL1	5	Em Lts - UC down lights vomitory sideline
32			
33			
34			
35	SBEL1	7	Em Lts UC corner
36	?		RJ canopy logo
37	?		RJ canopy logo
38	?		RJ canopy logo
39			
40			

USLB2

Relay #	Panel Source	Circuit	Description
1	SBR1	1	TV 6.11.01 144 & 3 TV
2	SBR1	2	TV 6.11.03 146
3	SBR1	9	TV 6.11.02 ?
4	SBR1	10	TV 6.12.01 147
5			ETC north HOF panel
6	SBR2	1	TV 6.12.02 148
7	SBR2	2	TV 6.13.01 150
8	SBR2	9	TV 6.12.03 149
9	SBR2	10	TV 6.13.02 151
10	SBR2	6	Bucs super suite logo
11	SBR3	2	TV 6.14.02 154
12	SBR3	3	TV 6.13.03 152
13	SBR3	11	TV 6.14.01 153
14	SBR3	12	TV 6.14.03 155
15			
16	SBCL1	7	Ad north ramp
17			
18	SBR4	12	Super suite N
19			
20			
21			
22			
23			
24			
25	SBR4	34	TV suite 161 A-E (Frt sets)
26	SBR4	23	TV suite 156
27	SBR4	3	TV suite 164 A-E (Frt sets)
28	SBR4	31	TV suite 164 A-E (back sets)
29	SBR4	7	TV suite 157 & 158
30	SBR4	36	TV suite 161 A-E (back 10 sets)
31	SBR4	32	TV suite 159 & 160 all
32			

USLC1

Relay #	Panel Source	Circuit	Description
1	SCL1	1	Suite lights room 6.07.01 thru 6.08.01 132-135
2			
3	SCL1	3	Suite lights room 6.08.02 thru 6.09.02 138, 139, 136
4			
5	SCL1	5	Suite lights room 6.09.03 thru 6.10.03 141-143
6			
7	SCL1	7	Suite lights room 6.11 144 A & B - 146
8			
9	SCL1	9	Suite lights room 6.12 147-149
10			
11	SCL1	11	Suite lights room 6.13 150-152
12	SCL1	12	Elevator lobby lights
13	SCL1	13	Suite lights roo 6.14 153-155
14			
15			
16	SCR1	1	TV suite 607-01 132
17	SCR1	2	TV suite 03 134
18	SCR1	9?	TV suite 01 02 135
19	SCR1	10	TV suite 608-01 133
20	SCR2	1	TV suite 02
21	SCR2	2	TV suite 609-01 138
22	SCR2	10	TV suite 02 134
23	SCR2	9	TV suite 608-03 rt TV 136
24	SCR3	1	TV suite 609-03 140
25	SCR3	2	TV suite 610-02 142
26	SCR3	10	TV suite 610-03 143
27	SCR3	9	TV suite 610-01 141
28			TV elevator lobby
29	SCR2	4	TV super suites
30	SCL1	16	Up lights under center seating UC
31	SCR2	6	TV super suites
32	SCL1	18	Up lights under center seating UC
33	SCR2	11	TV super suites
34			
35			
36			

USLC2

Relay #	Panel Source	Circuit	Description
1	SCL2	1	Ramp lights
2			
3			
4	SCEL1	9	UC C corner em down Lts corner
5			
8			
9			ETC Control Relay South HOF
10			
11	SCEL1	3	Emergency lights - lobby & ramp MC to CL
12	SCEL1	4	Emergency lights - upper suite corridor lights
13	SCEL1	5	Emergency lights - UC down lights
14	SCEL1	6	Emergency lights - ramp CL to US
15			
16	SCEL1	8	Emergency lights - UC ramp & canopy
17			
18			
19	SCEL1	13	Emergency lights - suite corridor lights
20			
21			
22	SCEL1	21	Emergency lights - club hi-bay
23			Spare
24			
25			
26	SCEL1	14	Emergency lights - club outside overhang
27			
28			
29	SCL2	13	Lights rm 6.02.06 & 6.02.20 123 A, C, E
30	SCL2	11	Lights rm 6.03.03 & 6.03.06A 124-125
31	SCL2	12	Lights rm 6.05.01 thru 6.05.03 126-128
32	SCL2	15	Lights rm 6.01.08 & 6.01.12 120 A-E
33	SCL2	14	Lights rm 6.06.01 rm 129
34	SCR8	6	TV rear suites A thru 120E
35	SCR8	4	TV front suites 120 A, D, E
36	SCR8	10	TV front suite 123 C
37	SCR8	8	TV suites 120 mini suite maybe 123 (no set)
38	SCR8	14	TV rear suite 123 C
39	SCR8	2	TV front suite D thru E 120 A, B, C frt
40	SCR8	18	TV suite 125
41	SCR8	16	TV suite 124
42	SCR8	24	TV suite 129
43	SCR8	22	TV suite 129
44	SCR8	26	TV suite 129
45	SCR7	38	TV suite 126
46	SCR7	40	TV suite 127
47	SCR7	42	TV suite 128
48			

USLD1

Relay #	Panel Source	Circuit	Description
1	SDL1	1	Press dining - lighting row A
2	SDL1	2	Press dining - lighting row E & F
3	SDL1	3	Press dining - lighting row B
4	SDL1	4	Press dining - lighting row G & H, elec rm
5	SDL1	5	Press dining - lighting row C & D
6	SDL1	6	Press dining - lighting row K
7	SDL1	7	Lighting press booths
8	SDL1	8	Spare
9	SDL1	9	Lighting press booth hallway/nat broadcast booth
10			
11	SDL1	11	Outside stairway lighting
12	SDL1	12	Upper concourse SS & RR lights
13	SDL1	26	Ramp lighting
14			
15	SDL1	28	Ramp storage toom lights
16			
17	?		RJ canopy
18	SDEL1	31	Emergency lights - sconce corridor LS
19	?		RJ canopy
20	SDEL1	33	
21	?		RJ canopy
22	SDEL1	35	Emergency lights - club hi-bay W
23			
24			
25	SDEL1	14	Emergency lights - canopy 7th level
26			
27	SDEL1	16	Emergency lights - ramp CL to LS
28			
29	SDEL1	18	Emergency lights - MC to CL
30	SDEL1	5	Emergency lights - UC sideline D quad
31			
32	SDEL1	7	Emergency lights - down UC center D quad
33	SDEL1	7	Em down lts UC corner
34			
35	SDEL1		Emergency lights - club outside in soffit
36			
37	?		RJ canopy
38	?		RJ canopy
39	?		RJ canopy
40			
41			
42			

USLD2

Relay #	Panel Source	Circuit	Description
1	SDR2	1	TV receptacle press dining
2	SDR2	2	TV receptacle writing media
3	SDR2	3	TV receptacle press dining
4	SDR2	4	TV receptacle writing media
5	SDR2	5	TV receptacle writing media
6	SDR2	6	TV receptacle writing media
7	SDR2	7	TV receptacle writing media
8	SDR2	8	TV receptacle writing media
9	SDR2	9	TV receptacle writing media
10	SDR2	10	TV receptacle writing media
11	SDR2	11	TV receptacle writing media
12	SDR2	12	TV receptacle writing media
13			
14			
15			
16			Owner's ETC relay
17			
18			
19			
20			
21			
22			
23			
24			
25			

UCLA1

Relay #	Panel Source	Circuit	Description
1	UAL1	1	UC up Lts A quad N
2			
3	UAL1	3	UC up Lts center
4			
5	UAL1	5	UC up Lts D quad
6			
7			
8			
9			
10			
11			
12			
13			
14			
15			
16			
17			
18			
19			
20			
21			
22			
23			
24			
25			

UCLA2

Relay #	Panel Source	Circuit	Description
1			
2			
3			
4	UAL2	4	Ramp canopy lights
5			
6	UAL2	14	Ramo lights S7
7	UAL2		
8			
9	UAR2	2	TV
10			
11	UAR2	3	TV
12			
13			
14			
15			
16			
17			
18			
19			
20			
21			
22			
23			
24			

UCLB1

Relay #	Panel Source	Circuit	Description.
1	UBR1	1	TV receptacle north
2			
3	UBR1	3	TV receptacle south
4			
5			
6			
7			
8			
9			
10			
11			
12			
13			
14			
15			
16			
17			
18			
19			
20			
21			
22			
23			
24			
25			

UCLB2

Relay #	Panel Source	Circuit	Description
1			
2	UBL1	2	Up & down lights B corner
3			
4	UBL1	4	Lights canopy escalator
5			
6			
7			
8	UBL1	8	Lights N scoreboard S7
9			
10			
11			
12			
13			
14			
15			
16			
17			
18			
19			
20			
21			
22			
23			
24			
25			

UCLC2

Relay #	Panel Source	Circuit	Description
1			
2	UCL2	2	Up & down lights C corner
3			
4	UCL2	4	Lights canopy escalator
5			
6			
7	UCR2	3	TV receptacle
8	UCL2	8	Lights elevator tower (S7)
9	UCR2	1	TV receptacle
10	UCR2	25	Sign south wall
11	UCR2	8	TV receptacle
12	UCR2	27	Sign center wall
13	UCR2	10	Sign vomitory center
14	UCR2	29	Sign north wall
15	UCR2	12	Sign vomitory north
16			
17			
18			
19			
20			
21			
22			
23			
24			

UCLD1

Relay #	Panel Source	Circuit	Description
1			
2	UDL1	2	Concourse down lights corner D
3			
4			
5			
6			
7	UDL1	14	Ramp S7 lights
8			
9			
10			
11			
12			
13			
14			
15			
16			
17			
18			
19			
20			
21			
22			
23			
24			

UCLD2

Relay #	Panel Source	Circuit	Description
1	UDR1	1	TVs & Instant heat/first aid room
2			
3	UDR1	3	TV receptacle north
4	UDR1	4	Recessed lights vendor
5			
6			
7			
8			
9			
10			
11			
12			
13			
14			
15			
16			
17			
18			
19			
20			
21			
22			
23			
24			

SLRA1A

Relay #	Panel Source	Circuit	Description
1	SLRA1		FIELD LIGHT FIXTURES
2	SLRA1		FIELD LIGHT FIXTURES
3	SLRA1		FIELD LIGHT FIXTURES
4	SLRA1		FIELD LIGHT FIXTURES
5	SLRA1		FIELD LIGHT FIXTURES
6	SLRA1		FIELD LIGHT FIXTURES
7	SLRA1		FIELD LIGHT FIXTURES
8	SLRA1		FIELD LIGHT FIXTURES
9	SLRA1		FIELD LIGHT FIXTURES
10	SLRA1		FIELD LIGHT FIXTURES
11	SLRA1		FIELD LIGHT FIXTURES
12	SLRA1		FIELD LIGHT FIXTURES
13	SLRA1		FIELD LIGHT FIXTURES
14	SLRA1		FIELD LIGHT FIXTURES
15	SLRA1		FIELD LIGHT FIXTURES
16	SLRA1		FIELD LIGHT FIXTURES
17	SLRA1		FIELD LIGHT FIXTURES
18	SLRA1		FIELD LIGHT FIXTURES
19	SLRA1		FIELD LIGHT FIXTURES
20	SLRA1		FIELD LIGHT FIXTURES
21	SLRA1		FIELD LIGHT FIXTURES
22	SLRA1		FIELD LIGHT FIXTURES
23	SLRA1		FIELD LIGHT FIXTURES
24	SLRA1		FIELD LIGHT FIXTURES
25	SLRA1		FIELD LIGHT FIXTURES
26	SLRA1		FIELD LIGHT FIXTURES
27	SLRA1		FIELD LIGHT FIXTURES
28	SLRA1		BIRD CALL
29	SLRA1		FIELD LIGHT FIXTURES
30	SLRA1		FIELD LIGHT FIXTURES
31	SLRA1		FIELD LIGHT FIXTURES
32	SLRA1		FIELD LIGHT FIXTURES
33	SLRA1		FIELD LIGHT FIXTURES
34	SLRA1		FIELD LIGHT FIXTURES
35	SLRA1		FIELD LIGHT FIXTURES
36	SLRA1		FIELD LIGHT FIXTURES
37	SLRA1		FIELD LIGHT FIXTURES
38	SLRA1		FIELD LIGHT FIXTURES
39	SLRA1		FIELD LIGHT FIXTURES
40	SLRA1		FIELD LIGHT FIXTURES
41	SLRA1		FIELD LIGHT FIXTURES
42	SLRA1		FIELD LIGHT FIXTURES
43	SLRA1		FIELD LIGHT FIXTURES
44	SLRA1		FIELD LIGHT FIXTURES
45	SLRA1		FIELD LIGHT FIXTURES
46	SLRA1		FIELD LIGHT FIXTURES
47	SLRA1		FIELD LIGHT FIXTURES
48	SLRA1		FIELD LIGHT FIXTURES

SLRA1B

Relay #	Panel Source	Circuit	Description
1	SLRA1		FIELD LIGHT FIXTURES
2	SLRA1		FIELD LIGHT FIXTURES
3	SLRA1		FIELD LIGHT FIXTURES
4	SLRA1		FIELD LIGHT FIXTURES
5	SLRA1		FIELD LIGHT FIXTURES
6	SLRA1		FIELD LIGHT FIXTURES
7	SLRA1		FIELD LIGHT FIXTURES
8	SLRA1		FIELD LIGHT FIXTURES
9	SLRA1		FIELD LIGHT FIXTURES
10	SLRA1		FIELD LIGHT FIXTURES
11	SLRA1		FIELD LIGHT FIXTURES
12	SLRA1		FIELD LIGHT FIXTURES
13	SLRA1		FIELD LIGHT FIXTURES
14	SLRA1		FIELD LIGHT FIXTURES
15	SLRA1		FIELD LIGHT FIXTURES
16	SLRA1		FIELD LIGHT FIXTURES
17	SLRA1		FIELD LIGHT FIXTURES
18	SLRA1		FIELD LIGHT FIXTURES
19	SLRA1		FIELD LIGHT FIXTURES
20	SLRA1		FIELD LIGHT FIXTURES
21	SLRA1		FIELD LIGHT FIXTURES
22	SLRA1		FIELD LIGHT FIXTURES
23	SLRA1		FIELD LIGHT FIXTURES
24	SLRA1		FIELD LIGHT FIXTURES
25	SLRA1		FIELD LIGHT FIXTURES
26	SLRA1		FIELD LIGHT FIXTURES
27	SLRA1		FIELD LIGHT FIXTURES
28	SLRA1		FIELD LIGHT FIXTURES
29	SLRA1		FIELD LIGHT FIXTURES
30	SLRA1		FIELD LIGHT FIXTURES
31	SLRA1		FIELD LIGHT FIXTURES
32	SLRA1		FIELD LIGHT FIXTURES
33	SLRA1		FIELD LIGHT FIXTURES
34	SLRA1		FIELD LIGHT FIXTURES
35	SLRA1		FIELD LIGHT FIXTURES
36	SLRA1		FIELD LIGHT FIXTURES
37	SLRA1		FIELD LIGHT FIXTURES
38	SLRA1		FIELD LIGHT FIXTURES
39	SLRA1		FIELD LIGHT FIXTURES
40	SLRA1		FIELD LIGHT FIXTURES
41	SLRA1		FIELD LIGHT FIXTURES
42	SLRA1		FIELD LIGHT FIXTURES
43	SLRA1		FIELD LIGHT FIXTURES
44	SLRA1		FIELD LIGHT FIXTURES
45	SLRA1		FIELD LIGHT FIXTURES
46	SLRA1		FIELD LIGHT FIXTURES
47	SLRA1		FIELD LIGHT FIXTURES
48	SLRA1		FIELD LIGHT FIXTURES

SLRA2

Relay #	Panel Source	Circuit	Description
1	SLRA2		FIELD LIGHT FIXTURES
2	SLRA2		FIELD LIGHT FIXTURES
3	SLRA2		FIELD LIGHT FIXTURES
4	SLRA2		FIELD LIGHT FIXTURES
5	SLRA2		FIELD LIGHT FIXTURES
6	SLRA2		FIELD LIGHT FIXTURES
7	SLRA2		FIELD LIGHT FIXTURES
8	SLRA2		FIELD LIGHT FIXTURES
9	SLRA2		FIELD LIGHT FIXTURES
10	SLRA2		FIELD LIGHT FIXTURES
11	SLRA2		FIELD LIGHT FIXTURES
12	SLRA2		FIELD LIGHT FIXTURES
13	SLRA2		FIELD LIGHT FIXTURES
14	SLRA2		FIELD LIGHT FIXTURES
15	SLRA2		FIELD LIGHT FIXTURES
16	SLRA2		FIELD LIGHT FIXTURES
17	SLRA2		FIELD LIGHT FIXTURES
18	SLRA2		FIELD LIGHT FIXTURES
19	SLRA2		FIELD LIGHT FIXTURES
20	SLRA2		FIELD LIGHT FIXTURES
21	SLRA2		FIELD LIGHT FIXTURES
22	SLRA2		FIELD LIGHT FIXTURES
23	SLRA2		FIELD LIGHT FIXTURES
24	SLRA2		FIELD LIGHT FIXTURES
25	SLRA2		FIELD LIGHT FIXTURES
26	SLRA2		FIELD LIGHT FIXTURES
27	SLRA2		FIELD LIGHT FIXTURES
28	SLRA2		FIELD LIGHT FIXTURES
29	SLRA2		FIELD LIGHT FIXTURES
30	SLRA2		FIELD LIGHT FIXTURES
31	SLRA2		FIELD LIGHT FIXTURES
32	SLRA2		FIELD LIGHT FIXTURES
33	SLRA2		FIELD LIGHT FIXTURES
34	SLRA2		FIELD LIGHT FIXTURES
35	SLRA2		FIELD LIGHT FIXTURES
36	SLRA2		BIRD CALL
37	SLRA2		FIELD LIGHT FIXTURES
38	SLRA2		FIELD LIGHT FIXTURES
39	SLRA2		FIELD LIGHT FIXTURES
40	SLRA2		FIELD LIGHT FIXTURES
41	SLRA2		FIELD LIGHT FIXTURES
42	SLRA2		FIELD LIGHT FIXTURES
43	SLRA2		FIELD LIGHT FIXTURES
44	SLRA2		FIELD LIGHT FIXTURES
45	SLRA2		FIELD LIGHT FIXTURES
46	SLRA2		FIELD LIGHT FIXTURES
47	SLRA2		FIELD LIGHT FIXTURES
48	SLRA2		FIELD LIGHT FIXTURES

SLRB2A

Relay #	Panel Source	Circuit	Description
1	SLRB2		FIELD LIGHT FIXTURES
2	SLRB2		FIELD LIGHT FIXTURES
3	SLRB2		FIELD LIGHT FIXTURES
4	SLRB2		FIELD LIGHT FIXTURES
5	SLRB2		FIELD LIGHT FIXTURES
6	SLRB2		FIELD LIGHT FIXTURES
7	SLRB2		FIELD LIGHT FIXTURES
8	SLRB2		FIELD LIGHT FIXTURES
9	SLRB2		FIELD LIGHT FIXTURES
10	SLRB2		FIELD LIGHT FIXTURES
11	SLRB2		FIELD LIGHT FIXTURES
12	SLRB2		FIELD LIGHT FIXTURES
13	SLRB2		FIELD LIGHT FIXTURES
14	SLRB2		FIELD LIGHT FIXTURES
15	SLRB2		FIELD LIGHT FIXTURES
16	SLRB2		FIELD LIGHT FIXTURES
17	SLRB2		FIELD LIGHT FIXTURES
18	SLRB2		FIELD LIGHT FIXTURES
19	SLRB2		FIELD LIGHT FIXTURES
20	SLRB2		FIELD LIGHT FIXTURES
21	SLRB2		FIELD LIGHT FIXTURES
22	SLRB2		FIELD LIGHT FIXTURES
23	SLRB2		FIELD LIGHT FIXTURES
24	SLRB2		FIELD LIGHT FIXTURES
25	SLRB2		FIELD LIGHT FIXTURES
26	SLRB2		FIELD LIGHT FIXTURES
27	SLRB2		FIELD LIGHT FIXTURES
28	SLRB2		FIELD LIGHT FIXTURES
29	SLRB2		FIELD LIGHT FIXTURES
30	SLRB2		FIELD LIGHT FIXTURES
31	SLRB2		FIELD LIGHT FIXTURES
32	SLRB2		FIELD LIGHT FIXTURES
33	SLRB2		FIELD LIGHT FIXTURES
34	SLRB2		FIELD LIGHT FIXTURES
35	SLRB2		FIELD LIGHT FIXTURES
36	SLRB2		BIRD CALL
37	SLRB2		FIELD LIGHT FIXTURES
38	SLRB2		FIELD LIGHT FIXTURES
39	SLRB2		FIELD LIGHT FIXTURES
40	SLRB2		FIELD LIGHT FIXTURES
41	SLRB2		FIELD LIGHT FIXTURES
42	SLRB2		FIELD LIGHT FIXTURES
43	SLRB2		FIELD LIGHT FIXTURES
44	SLRB2		FIELD LIGHT FIXTURES
45	SLRB2		FIELD LIGHT FIXTURES
46	SLRB2		FIELD LIGHT FIXTURES
47	SLRB2		FIELD LIGHT FIXTURES
48	SLRB2		FIELD LIGHT FIXTURES

SLRB1B

Relay #	Panel Source	Circuit	Description
1	SLRB1		FIELD LIGHT FIXTURES
2	SLRB1		FIELD LIGHT FIXTURES
3	SLRB1		FIELD LIGHT FIXTURES
4	SLRB1		FIELD LIGHT FIXTURES
5	SLRB1		FIELD LIGHT FIXTURES
6	SLRB1		FIELD LIGHT FIXTURES
7	SLRB1		FIELD LIGHT FIXTURES
8	SLRB1		FIELD LIGHT FIXTURES
9	SLRB1		FIELD LIGHT FIXTURES
10	SLRB1		FIELD LIGHT FIXTURES
11	SLRB1		FIELD LIGHT FIXTURES
12	SLRB1		FIELD LIGHT FIXTURES
13	SLRB1		FIELD LIGHT FIXTURES
14	SLRB1		FIELD LIGHT FIXTURES
15	SLRB1		FIELD LIGHT FIXTURES
16	SLRB1		FIELD LIGHT FIXTURES
17	SLRB1		FIELD LIGHT FIXTURES
18	SLRB1		FIELD LIGHT FIXTURES
19	SLRB1		FIELD LIGHT FIXTURES
20	SLRB1		FIELD LIGHT FIXTURES
21	SLRB1		FIELD LIGHT FIXTURES
22	SLRB1		FIELD LIGHT FIXTURES
23	SLRB1		FIELD LIGHT FIXTURES
24	SLRB1		FIELD LIGHT FIXTURES
25	SLRB1		FIELD LIGHT FIXTURES
26	SLRB1		FIELD LIGHT FIXTURES
27	SLRB1		FIELD LIGHT FIXTURES
28	SLRB1		FIELD LIGHT FIXTURES
29	SLRB1		FIELD LIGHT FIXTURES
30	SLRB1		FIELD LIGHT FIXTURES
31	SLRB1		FIELD LIGHT FIXTURES
32	SLRB1		FIELD LIGHT FIXTURES
33	SLRB1		FIELD LIGHT FIXTURES
34	SLRB1		FIELD LIGHT FIXTURES
35	SLRB1		FIELD LIGHT FIXTURES
36	SLRB1		FIELD LIGHT FIXTURES
37	SLRB1		FIELD LIGHT FIXTURES
38	SLRB1		FIELD LIGHT FIXTURES
39	SLRB1		FIELD LIGHT FIXTURES
40	SLRB1		FIELD LIGHT FIXTURES
41	SLRB1		FIELD LIGHT FIXTURES
42	SLRB1		FIELD LIGHT FIXTURES
43	SLRB1		FIELD LIGHT FIXTURES
44	SLRB1		FIELD LIGHT FIXTURES
45	SLRB1		FIELD LIGHT FIXTURES
46	SLRB1		FIELD LIGHT FIXTURES
47	SLRB1		FIELD LIGHT FIXTURES
48	SLRB1		FIELD LIGHT FIXTURES

SLRB1A

Relay #	Panel Source	Circuit	Description
1	SLRB1		FIELD LIGHT FIXTURES
2	SLRB1		FIELD LIGHT FIXTURES
3	SLRB1		FIELD LIGHT FIXTURES
4	SLRB1		FIELD LIGHT FIXTURES
5	SLRB1		FIELD LIGHT FIXTURES
6	SLRB1		FIELD LIGHT FIXTURES
7	SLRB1		FIELD LIGHT FIXTURES
8	SLRB1		FIELD LIGHT FIXTURES
9	SLRB1		FIELD LIGHT FIXTURES
10	SLRB1		FIELD LIGHT FIXTURES
11	SLRB1		FIELD LIGHT FIXTURES
12	SLRB1		FIELD LIGHT FIXTURES
13	SLRB1		FIELD LIGHT FIXTURES
14	SLRB1		FIELD LIGHT FIXTURES
15	SLRB1		FIELD LIGHT FIXTURES
16	SLRB1		FIELD LIGHT FIXTURES
17	SLRB1		FIELD LIGHT FIXTURES
18	SLRB1		FIELD LIGHT FIXTURES
19	SLRB1		FIELD LIGHT FIXTURES
20	SLRB1		FIELD LIGHT FIXTURES
21	SLRB1		FIELD LIGHT FIXTURES
22	SLRB1		FIELD LIGHT FIXTURES
23	SLRB1		FIELD LIGHT FIXTURES
24	SLRB1		FIELD LIGHT FIXTURES
25	SLRB1		FIELD LIGHT FIXTURES
26	SLRB1		FIELD LIGHT FIXTURES
27	SLRB1		FIELD LIGHT FIXTURES
28	SLRB1		FIELD LIGHT FIXTURES
29	SLRB1		FIELD LIGHT FIXTURES
30	SLRB1		FIELD LIGHT FIXTURES
31	SLRB1		FIELD LIGHT FIXTURES
32	SLRB1		FIELD LIGHT FIXTURES
33	SLRB1		FIELD LIGHT FIXTURES
34	SLRB1		FIELD LIGHT FIXTURES
35	SLRB1		FIELD LIGHT FIXTURES
36	SLRB1		FIELD LIGHT FIXTURES
37	SLRB1		FIELD LIGHT FIXTURES
38	SLRB1		FIELD LIGHT FIXTURES
39	SLRB1		FIELD LIGHT FIXTURES
40	SLRB1		FIELD LIGHT FIXTURES
41	SLRB1		FIELD LIGHT FIXTURES
42	SLRB1		FIELD LIGHT FIXTURES
43	SLRB1		FIELD LIGHT FIXTURES
44	SLRB1		BIRD CALL
45	SLRB1		FIELD LIGHT FIXTURES
46	SLRB1		FIELD LIGHT FIXTURES
47	SLRB1		FIELD LIGHT FIXTURES
48	SLRB1		FIELD LIGHT FIXTURES

SLRC1B

Relay #	Panel Source	Circuit	Description
1	SLRC1		FIELD LIGHT FIXTURES
2	SLRC1		FIELD LIGHT FIXTURES
3	SLRC1		FIELD LIGHT FIXTURES
4	SLRC1		FIELD LIGHT FIXTURES
5	SLRC1		FIELD LIGHT FIXTURES
6	SLRC1		FIELD LIGHT FIXTURES
7	SLRC1		FIELD LIGHT FIXTURES
8	SLRC1		FIELD LIGHT FIXTURES
9	SLRC1		FIELD LIGHT FIXTURES
10	SLRC1		FIELD LIGHT FIXTURES
11	SLRC1		FIELD LIGHT FIXTURES
12	SLRC1		FIELD LIGHT FIXTURES
13	SLRC1		FIELD LIGHT FIXTURES
14	SLRC1		FIELD LIGHT FIXTURES
15	SLRC1		FIELD LIGHT FIXTURES
16	SLRC1		FIELD LIGHT FIXTURES
17	SLRC1		FIELD LIGHT FIXTURES
18	SLRC1		FIELD LIGHT FIXTURES
19	SLRC1		FIELD LIGHT FIXTURES
20	SLRC1		FIELD LIGHT FIXTURES
21	SLRC1		FIELD LIGHT FIXTURES
22	SLRC1		FIELD LIGHT FIXTURES
23	SLRC1		FIELD LIGHT FIXTURES
24	SLRC1		FIELD LIGHT FIXTURES
25	SLRC1		FIELD LIGHT FIXTURES
26	SLRC1		FIELD LIGHT FIXTURES
27	SLRC1		FIELD LIGHT FIXTURES
28	SLRC1		BIRD CALL
29	SLRC1		FIELD LIGHT FIXTURES
30	SLRC1		FIELD LIGHT FIXTURES
31	SLRC1		FIELD LIGHT FIXTURES
32	SLRC1		FIELD LIGHT FIXTURES
33	SLRC1		FIELD LIGHT FIXTURES
34	SLRC1		FIELD LIGHT FIXTURES
35	SLRC1		FIELD LIGHT FIXTURES
36	SLRC1		FIELD LIGHT FIXTURES
37	SLRC1		FIELD LIGHT FIXTURES
38	SLRC1		FIELD LIGHT FIXTURES
39	SLRC1		FIELD LIGHT FIXTURES
40	SLRC1		FIELD LIGHT FIXTURES
41	SLRC1		FIELD LIGHT FIXTURES
42	SLRC1		FIELD LIGHT FIXTURES
43	SLRC1		FIELD LIGHT FIXTURES
44	SLRC1		FIELD LIGHT FIXTURES
45	SLRC1		FIELD LIGHT FIXTURES
46	SLRC1		FIELD LIGHT FIXTURES
47	SLRC1		FIELD LIGHT FIXTURES
48	SLRC1		FIELD LIGHT FIXTURES

SLRC1A

Relay #	Panel Source	Circuit	Description
1	SLRC1		FIELD LIGHT FIXTURES
2	SLRC1		FIELD LIGHT FIXTURES
3	SLRC1		FIELD LIGHT FIXTURES
4	SLRC1		FIELD LIGHT FIXTURES
5	SLRC1		FIELD LIGHT FIXTURES
6	SLRC1		FIELD LIGHT FIXTURES
7	SLRC1		FIELD LIGHT FIXTURES
8	SLRC1		FIELD LIGHT FIXTURES
9	SLRC1		FIELD LIGHT FIXTURES
10	SLRC1		FIELD LIGHT FIXTURES
11	SLRC1		FIELD LIGHT FIXTURES
12	SLRC1		FIELD LIGHT FIXTURES
13	SLRC1		FIELD LIGHT FIXTURES
14	SLRC1		FIELD LIGHT FIXTURES
15	SLRC1		FIELD LIGHT FIXTURES
16	SLRC1		FIELD LIGHT FIXTURES
17	SLRC1		FIELD LIGHT FIXTURES
18	SLRC1		FIELD LIGHT FIXTURES
19	SLRC1		FIELD LIGHT FIXTURES
20	SLRC1		FIELD LIGHT FIXTURES
21	SLRC1		FIELD LIGHT FIXTURES
22	SLRC1		FIELD LIGHT FIXTURES
23	SLRC1		FIELD LIGHT FIXTURES
24	SLRC1		FIELD LIGHT FIXTURES
25	SLRC1		FIELD LIGHT FIXTURES
26	SLRC1		FIELD LIGHT FIXTURES
27	SLRC1		FIELD LIGHT FIXTURES
28	SLRC1		FIELD LIGHT FIXTURES
29	SLRC1		FIELD LIGHT FIXTURES
30	SLRC1		FIELD LIGHT FIXTURES
31	SLRC1		FIELD LIGHT FIXTURES
32	SLRC1		FIELD LIGHT FIXTURES
33	SLRC1		FIELD LIGHT FIXTURES
34	SLRC1		FIELD LIGHT FIXTURES
35	SLRC1		FIELD LIGHT FIXTURES
36	SLRC1		FIELD LIGHT FIXTURES
37	SLRC1		FIELD LIGHT FIXTURES
38	SLRC1		FIELD LIGHT FIXTURES
39	SLRC1		FIELD LIGHT FIXTURES
40	SLRC1		FIELD LIGHT FIXTURES
41	SLRC1		FIELD LIGHT FIXTURES
42	SLRC1		FIELD LIGHT FIXTURES
43	SLRC1		FIELD LIGHT FIXTURES
44	SLRC1		FIELD LIGHT FIXTURES
45	SLRC1		FIELD LIGHT FIXTURES
46	SLRC1		FIELD LIGHT FIXTURES
47	SLRC1		FIELD LIGHT FIXTURES
48	SLRC1		FIELD LIGHT FIXTURES

SLRC2

Relay #	Panel Source	Circuit	Description
1	SLRC2		FIELD LIGHT FIXTURES
2	SLRC2		FIELD LIGHT FIXTURES
3	SLRC2		FIELD LIGHT FIXTURES
4	SLRC2		FIELD LIGHT FIXTURES
5	SLRC2		FIELD LIGHT FIXTURES
6	SLRC2		FIELD LIGHT FIXTURES
7	SLRC2		FIELD LIGHT FIXTURES
8	SLRC2		FIELD LIGHT FIXTURES
9	SLRC2		FIELD LIGHT FIXTURES
10	SLRC2		FIELD LIGHT FIXTURES
11	SLRC2		FIELD LIGHT FIXTURES
12	SLRC2		FIELD LIGHT FIXTURES
13	SLRC2		FIELD LIGHT FIXTURES
14	SLRC2		FIELD LIGHT FIXTURES
15	SLRC2		FIELD LIGHT FIXTURES
16	SLRC2		FIELD LIGHT FIXTURES
17	SLRC2		FIELD LIGHT FIXTURES
18	SLRC2		FIELD LIGHT FIXTURES
19	SLRC2		FIELD LIGHT FIXTURES
20	SLRC2		FIELD LIGHT FIXTURES
21	SLRC2		FIELD LIGHT FIXTURES
22	SLRC2		FIELD LIGHT FIXTURES
23	SLRC2		FIELD LIGHT FIXTURES
24	SLRC2		FIELD LIGHT FIXTURES
25	SLRC2		FIELD LIGHT FIXTURES
26	SLRC2		FIELD LIGHT FIXTURES
27	SLRC2		FIELD LIGHT FIXTURES
28	SLRC2		FIELD LIGHT FIXTURES
29	SLRC2		FIELD LIGHT FIXTURES
30	SLRC2		FIELD LIGHT FIXTURES
31	SLRC2		FIELD LIGHT FIXTURES
32	SLRC2		FIELD LIGHT FIXTURES
33	SLRC2		FIELD LIGHT FIXTURES
34	SLRC2		FIELD LIGHT FIXTURES
35	SLRC2		FIELD LIGHT FIXTURES
36	SLRC2		FIELD LIGHT FIXTURES
37	SLRC2		BIRD CALL
38	SLRC2		FIELD LIGHT FIXTURES
39	SLRC2		FIELD LIGHT FIXTURES
40	SLRC2		FIELD LIGHT FIXTURES
41	SLRC2		FIELD LIGHT FIXTURES
42	SLRC2		FIELD LIGHT FIXTURES
43	SLRC2		FIELD LIGHT FIXTURES
44	SLRC2		FIELD LIGHT FIXTURES
45	SLRC2		FIELD LIGHT FIXTURES
46	SLRC2		FIELD LIGHT FIXTURES
47	SLRC2		FIELD LIGHT FIXTURES
48	SLRC2		FIELD LIGHT FIXTURES

SLRD1A

Relay #	Panel Source	Circuit	Description
1	SLRD1		FIELD LIGHT FIXTURES
2	SLRD1		FIELD LIGHT FIXTURES
3	SLRD1		FIELD LIGHT FIXTURES
4	SLRD1		FIELD LIGHT FIXTURES
5	SLRD1		FIELD LIGHT FIXTURES
6	SLRD1		FIELD LIGHT FIXTURES
7	SLRD1		FIELD LIGHT FIXTURES
8	SLRD1		FIELD LIGHT FIXTURES
9	SLRD1		FIELD LIGHT FIXTURES
10	SLRD1		FIELD LIGHT FIXTURES
11	SLRD1		FIELD LIGHT FIXTURES
12	SLRD1		FIELD LIGHT FIXTURES
13	SLRD1		FIELD LIGHT FIXTURES
14	SLRD1		FIELD LIGHT FIXTURES
15	SLRD1		FIELD LIGHT FIXTURES
16	SLRD1		FIELD LIGHT FIXTURES
17	SLRD1		FIELD LIGHT FIXTURES
18	SLRD1		FIELD LIGHT FIXTURES
19	SLRD1		FIELD LIGHT FIXTURES
20	SLRD1		FIELD LIGHT FIXTURES
21	SLRD1		FIELD LIGHT FIXTURES
22	SLRD1		FIELD LIGHT FIXTURES
23	SLRD1		FIELD LIGHT FIXTURES
24	SLRD1		FIELD LIGHT FIXTURES
25	SLRD1		FIELD LIGHT FIXTURES
26	SLRD1		FIELD LIGHT FIXTURES
27	SLRD1		FIELD LIGHT FIXTURES
28	SLRD1		FIELD LIGHT FIXTURES
29	SLRD1		FIELD LIGHT FIXTURES
30	SLRD1		FIELD LIGHT FIXTURES
31	SLRD1		FIELD LIGHT FIXTURES
32	SLRD1		FIELD LIGHT FIXTURES
33	SLRD1		FIELD LIGHT FIXTURES
34	SLRD1		FIELD LIGHT FIXTURES
35	SLRD1		FIELD LIGHT FIXTURES
36	SLRD1		BIRD CALL
37	SLRD1		FIELD LIGHT FIXTURES
38	SLRD1		FIELD LIGHT FIXTURES
39	SLRD1		FIELD LIGHT FIXTURES
40	SLRD1		FIELD LIGHT FIXTURES
41	SLRD1		FIELD LIGHT FIXTURES
42	SLRD1		FIELD LIGHT FIXTURES
43	SLRD1		FIELD LIGHT FIXTURES
44	SLRD1		FIELD LIGHT FIXTURES
45	SLRD1		FIELD LIGHT FIXTURES
46	SLRD1		FIELD LIGHT FIXTURES
47	SLRD1		FIELD LIGHT FIXTURES
48	SLRD1		FIELD LIGHT FIXTURES

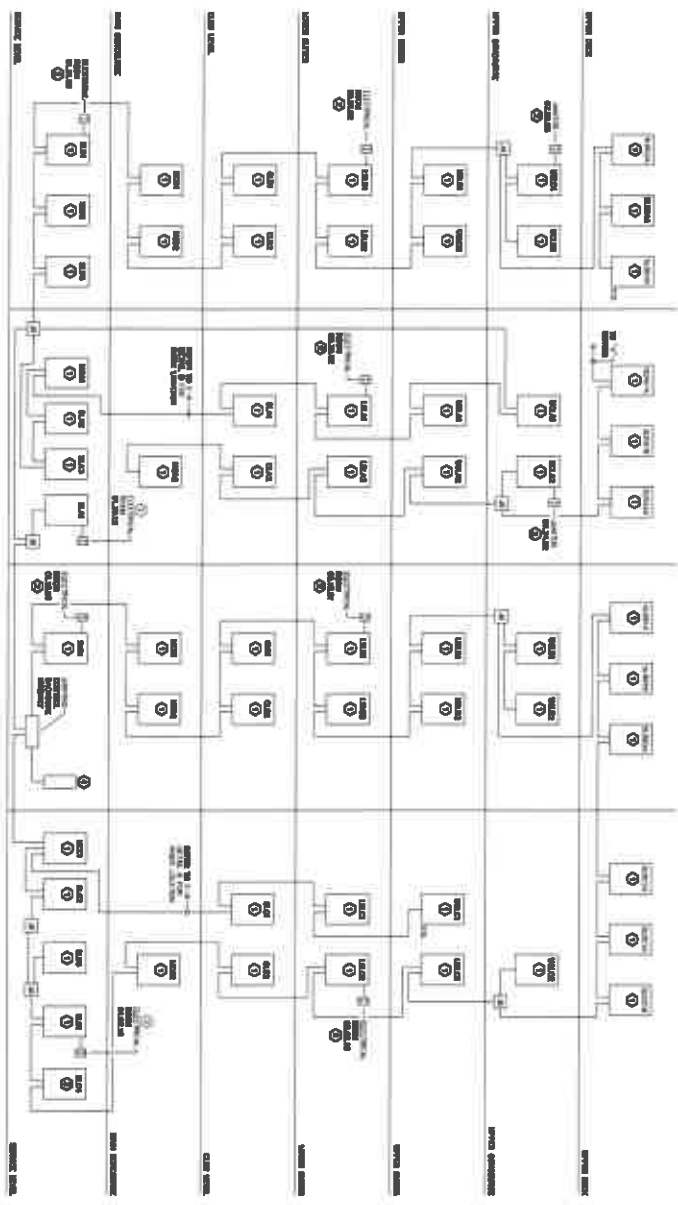
SLRD1B

Relay #	Panel Source	Circuit	Description
1	SLRD1		FIELD LIGHT FIXTURES
2	SLRD1		FIELD LIGHT FIXTURES
3	SLRD1		FIELD LIGHT FIXTURES
4	SLRD1		FIELD LIGHT FIXTURES
5	SLRD1		FIELD LIGHT FIXTURES
6	SLRD1		FIELD LIGHT FIXTURES
7	SLRD1		FIELD LIGHT FIXTURES
8	SLRD1		FIELD LIGHT FIXTURES
9	SLRD1		FIELD LIGHT FIXTURES
10	SLRD1		FIELD LIGHT FIXTURES
11	SLRD1		FIELD LIGHT FIXTURES
12	SLRD1		FIELD LIGHT FIXTURES
13	SLRD1		FIELD LIGHT FIXTURES
14	SLRD1		FIELD LIGHT FIXTURES
15	SLRD1		FIELD LIGHT FIXTURES
16	SLRD1		FIELD LIGHT FIXTURES
17	SLRD1		FIELD LIGHT FIXTURES
18	SLRD1		FIELD LIGHT FIXTURES
19	SLRD1		FIELD LIGHT FIXTURES
20	SLRD1		FIELD LIGHT FIXTURES
21	SLRD1		FIELD LIGHT FIXTURES
22	SLRD1		FIELD LIGHT FIXTURES
23	SLRD1		FIELD LIGHT FIXTURES
24	SLRD1		FIELD LIGHT FIXTURES
25	SLRD1		FIELD LIGHT FIXTURES
26	SLRD1		FIELD LIGHT FIXTURES
27	SLRD1		FIELD LIGHT FIXTURES
28	SLRD1		FIELD LIGHT FIXTURES
29	SLRD1		FIELD LIGHT FIXTURES
30	SLRD1		FIELD LIGHT FIXTURES
31	SLRD1		FIELD LIGHT FIXTURES
32	SLRD1		FIELD LIGHT FIXTURES
33	SLRD1		FIELD LIGHT FIXTURES
34	SLRD1		FIELD LIGHT FIXTURES
35	SLRD1		FIELD LIGHT FIXTURES
36	SLRD1		FIELD LIGHT FIXTURES
37	SLRD1		FIELD LIGHT FIXTURES
38	SLRD1		FIELD LIGHT FIXTURES
39	SLRD1		FIELD LIGHT FIXTURES
40	SLRD1		FIELD LIGHT FIXTURES
41	SLRD1		FIELD LIGHT FIXTURES
42	SLRD1		FIELD LIGHT FIXTURES
43	SLRD1		FIELD LIGHT FIXTURES
44	SLRD1		FIELD LIGHT FIXTURES
45	SLRD1		FIELD LIGHT FIXTURES
46	SLRD1		FIELD LIGHT FIXTURES
47	SLRD1		FIELD LIGHT FIXTURES
48	SLRD1		FIELD LIGHT FIXTURES

SLRD2A

Relay #	Panel Source	Circuit	Description
1	SLRD2		FIELD LIGHT FIXTURES
2	SLRD2		FIELD LIGHT FIXTURES
3	SLRD2		FIELD LIGHT FIXTURES
4	SLRD2		FIELD LIGHT FIXTURES
5	SLRD2		FIELD LIGHT FIXTURES
6	SLRD2		FIELD LIGHT FIXTURES
7	SLRD2		FIELD LIGHT FIXTURES
8	SLRD2		FIELD LIGHT FIXTURES
9	SLRD2		FIELD LIGHT FIXTURES
10	SLRD2		FIELD LIGHT FIXTURES
11	SLRD2		FIELD LIGHT FIXTURES
12	SLRD2		FIELD LIGHT FIXTURES
13	SLRD2		FIELD LIGHT FIXTURES
14	SLRD2		FIELD LIGHT FIXTURES
15	SLRD2		FIELD LIGHT FIXTURES
16	SLRD2		FIELD LIGHT FIXTURES
17	SLRD2		FIELD LIGHT FIXTURES
18	SLRD2		FIELD LIGHT FIXTURES
19	SLRD2		FIELD LIGHT FIXTURES
20	SLRD2		FIELD LIGHT FIXTURES
21	SLRD2		FIELD LIGHT FIXTURES
22	SLRD2		FIELD LIGHT FIXTURES
23	SLRD2		FIELD LIGHT FIXTURES
24	SLRD2		FIELD LIGHT FIXTURES
25	SLRD2		FIELD LIGHT FIXTURES
26	SLRD2		FIELD LIGHT FIXTURES
27	SLRD2		FIELD LIGHT FIXTURES
28	SLRD2		FIELD LIGHT FIXTURES
29	SLRD2		FIELD LIGHT FIXTURES
30	SLRD2		FIELD LIGHT FIXTURES
31	SLRD2		BIRD CALL
32	SLRD2		FIELD LIGHT FIXTURES
33	SLRD2		FIELD LIGHT FIXTURES
34	SLRD2		FIELD LIGHT FIXTURES
35	SLRD2		FIELD LIGHT FIXTURES
36	SLRD2		FIELD LIGHT FIXTURES
37	SLRD2		FIELD LIGHT FIXTURES
38	SLRD2		FIELD LIGHT FIXTURES
39	SLRD2		FIELD LIGHT FIXTURES
40	SLRD2		FIELD LIGHT FIXTURES
41	SLRD2		FIELD LIGHT FIXTURES
42	SLRD2		FIELD LIGHT FIXTURES
43	SLRD2		FIELD LIGHT FIXTURES
44	SLRD2		FIELD LIGHT FIXTURES
45	SLRD2		FIELD LIGHT FIXTURES
46	SLRD2		FIELD LIGHT FIXTURES
47	SLRD2		FIELD LIGHT FIXTURES
48	SLRD2		FIELD LIGHT FIXTURES

EXISTING LIGHTING CONTROL SYSTEM BACKLOG

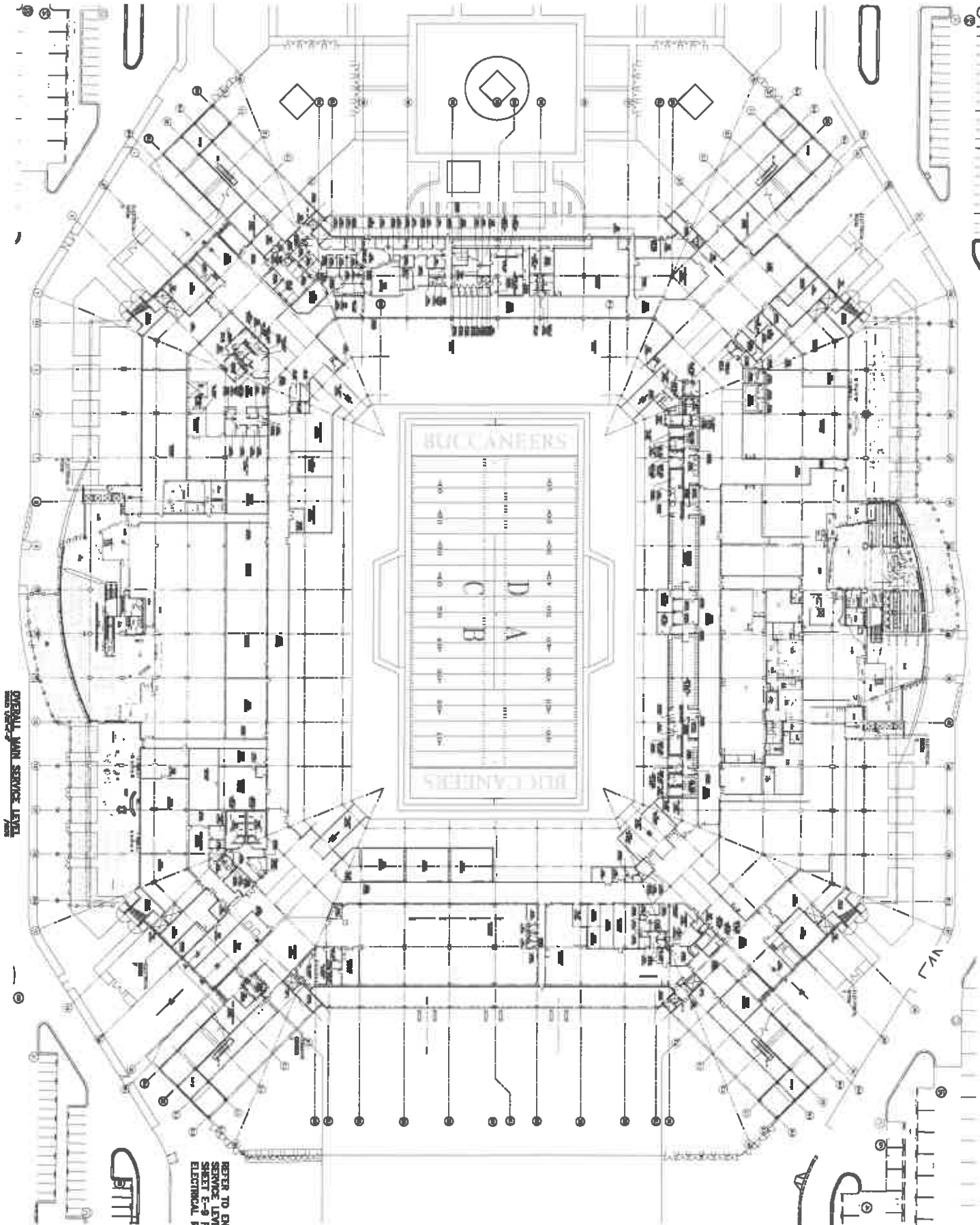


1. THE EXISTING LIGHTING CONTROL SYSTEM BACKLOG IS SHOWN ON THIS SHEET.
2. THE EXISTING LIGHTING CONTROL SYSTEM BACKLOG IS SHOWN ON THIS SHEET.
3. THE EXISTING LIGHTING CONTROL SYSTEM BACKLOG IS SHOWN ON THIS SHEET.
4. THE EXISTING LIGHTING CONTROL SYSTEM BACKLOG IS SHOWN ON THIS SHEET.
5. THE EXISTING LIGHTING CONTROL SYSTEM BACKLOG IS SHOWN ON THIS SHEET.
6. THE EXISTING LIGHTING CONTROL SYSTEM BACKLOG IS SHOWN ON THIS SHEET.
7. THE EXISTING LIGHTING CONTROL SYSTEM BACKLOG IS SHOWN ON THIS SHEET.
8. THE EXISTING LIGHTING CONTROL SYSTEM BACKLOG IS SHOWN ON THIS SHEET.
9. THE EXISTING LIGHTING CONTROL SYSTEM BACKLOG IS SHOWN ON THIS SHEET.
10. THE EXISTING LIGHTING CONTROL SYSTEM BACKLOG IS SHOWN ON THIS SHEET.

11. THE EXISTING LIGHTING CONTROL SYSTEM BACKLOG IS SHOWN ON THIS SHEET.
12. THE EXISTING LIGHTING CONTROL SYSTEM BACKLOG IS SHOWN ON THIS SHEET.
13. THE EXISTING LIGHTING CONTROL SYSTEM BACKLOG IS SHOWN ON THIS SHEET.
14. THE EXISTING LIGHTING CONTROL SYSTEM BACKLOG IS SHOWN ON THIS SHEET.
15. THE EXISTING LIGHTING CONTROL SYSTEM BACKLOG IS SHOWN ON THIS SHEET.
16. THE EXISTING LIGHTING CONTROL SYSTEM BACKLOG IS SHOWN ON THIS SHEET.
17. THE EXISTING LIGHTING CONTROL SYSTEM BACKLOG IS SHOWN ON THIS SHEET.
18. THE EXISTING LIGHTING CONTROL SYSTEM BACKLOG IS SHOWN ON THIS SHEET.
19. THE EXISTING LIGHTING CONTROL SYSTEM BACKLOG IS SHOWN ON THIS SHEET.
20. THE EXISTING LIGHTING CONTROL SYSTEM BACKLOG IS SHOWN ON THIS SHEET.

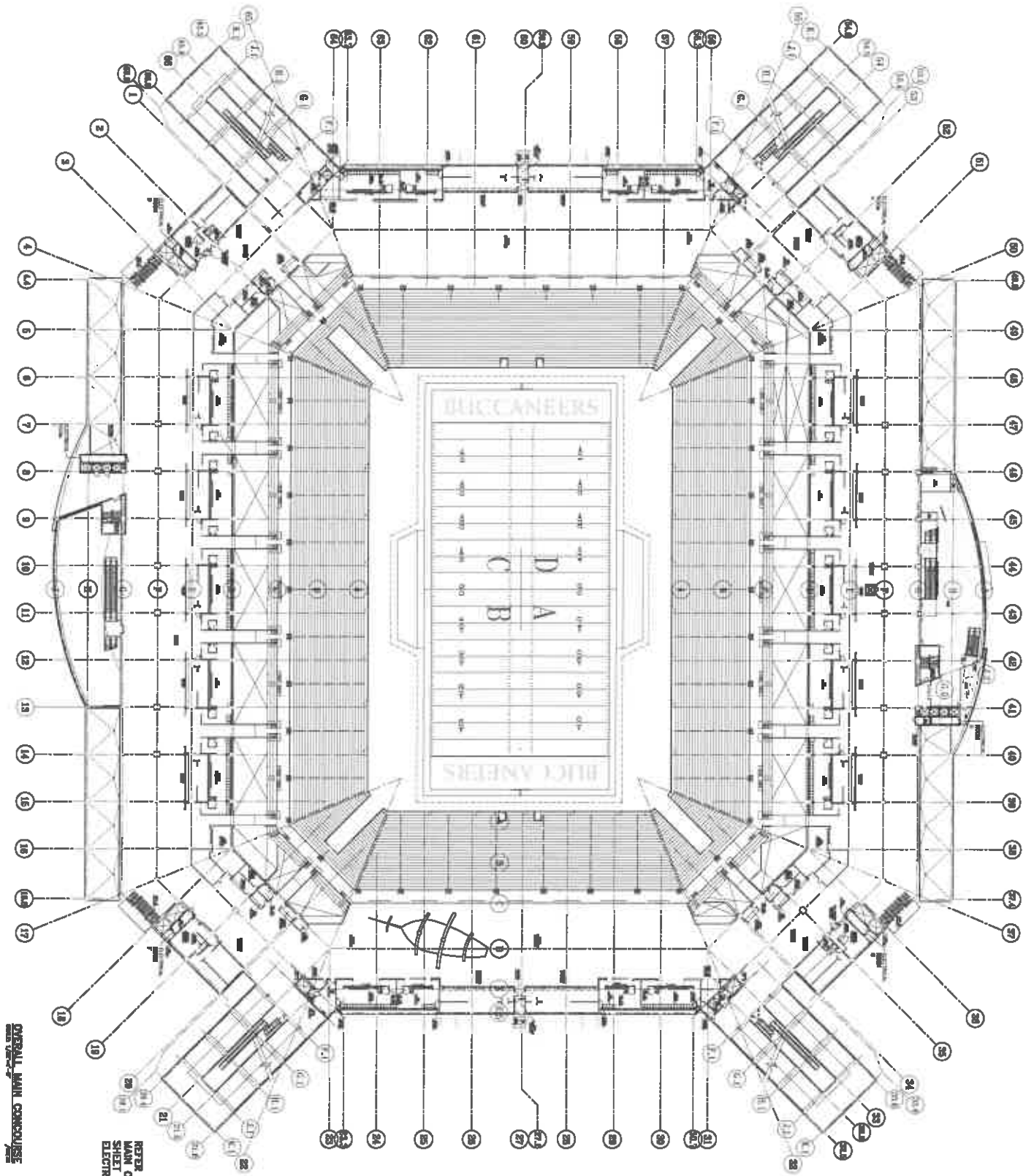
SYMBOL	DESCRIPTION
(Symbol: Circle with number)	1. LIGHTING FIXTURE
(Symbol: Square with number)	2. LIGHTING CONTROL PANEL
(Symbol: Triangle with number)	3. LIGHTING DIMMER
(Symbol: Diamond with number)	4. LIGHTING RELAY
(Symbol: Circle with number)	5. LIGHTING SWITCH
(Symbol: Square with number)	6. LIGHTING DIMMER
(Symbol: Triangle with number)	7. LIGHTING RELAY
(Symbol: Circle with number)	8. LIGHTING SWITCH
(Symbol: Square with number)	9. LIGHTING DIMMER
(Symbol: Triangle with number)	10. LIGHTING RELAY
(Symbol: Circle with number)	11. LIGHTING SWITCH
(Symbol: Square with number)	12. LIGHTING DIMMER
(Symbol: Triangle with number)	13. LIGHTING RELAY
(Symbol: Circle with number)	14. LIGHTING SWITCH
(Symbol: Square with number)	15. LIGHTING DIMMER
(Symbol: Triangle with number)	16. LIGHTING RELAY
(Symbol: Circle with number)	17. LIGHTING SWITCH
(Symbol: Square with number)	18. LIGHTING DIMMER
(Symbol: Triangle with number)	19. LIGHTING RELAY
(Symbol: Circle with number)	20. LIGHTING SWITCH

21. THE EXISTING LIGHTING CONTROL SYSTEM BACKLOG IS SHOWN ON THIS SHEET.
22. THE EXISTING LIGHTING CONTROL SYSTEM BACKLOG IS SHOWN ON THIS SHEET.
23. THE EXISTING LIGHTING CONTROL SYSTEM BACKLOG IS SHOWN ON THIS SHEET.
24. THE EXISTING LIGHTING CONTROL SYSTEM BACKLOG IS SHOWN ON THIS SHEET.
25. THE EXISTING LIGHTING CONTROL SYSTEM BACKLOG IS SHOWN ON THIS SHEET.
26. THE EXISTING LIGHTING CONTROL SYSTEM BACKLOG IS SHOWN ON THIS SHEET.
27. THE EXISTING LIGHTING CONTROL SYSTEM BACKLOG IS SHOWN ON THIS SHEET.
28. THE EXISTING LIGHTING CONTROL SYSTEM BACKLOG IS SHOWN ON THIS SHEET.
29. THE EXISTING LIGHTING CONTROL SYSTEM BACKLOG IS SHOWN ON THIS SHEET.
30. THE EXISTING LIGHTING CONTROL SYSTEM BACKLOG IS SHOWN ON THIS SHEET.



REFER TO ENLARGED
SERVICE LEVEL
SHEET E-9 FOR ENLARGED
ELECTRICAL ROOMS PLANS

OVERALL MAIN SERVICE LEVEL



REFER TO ENLARGED
 MAIN CONCOURSE LEVEL
 SHEET E-10 FOR ENLARGED
 ELECTRICAL ROOMS PLANS

OVERALL MAIN CONCOURSE

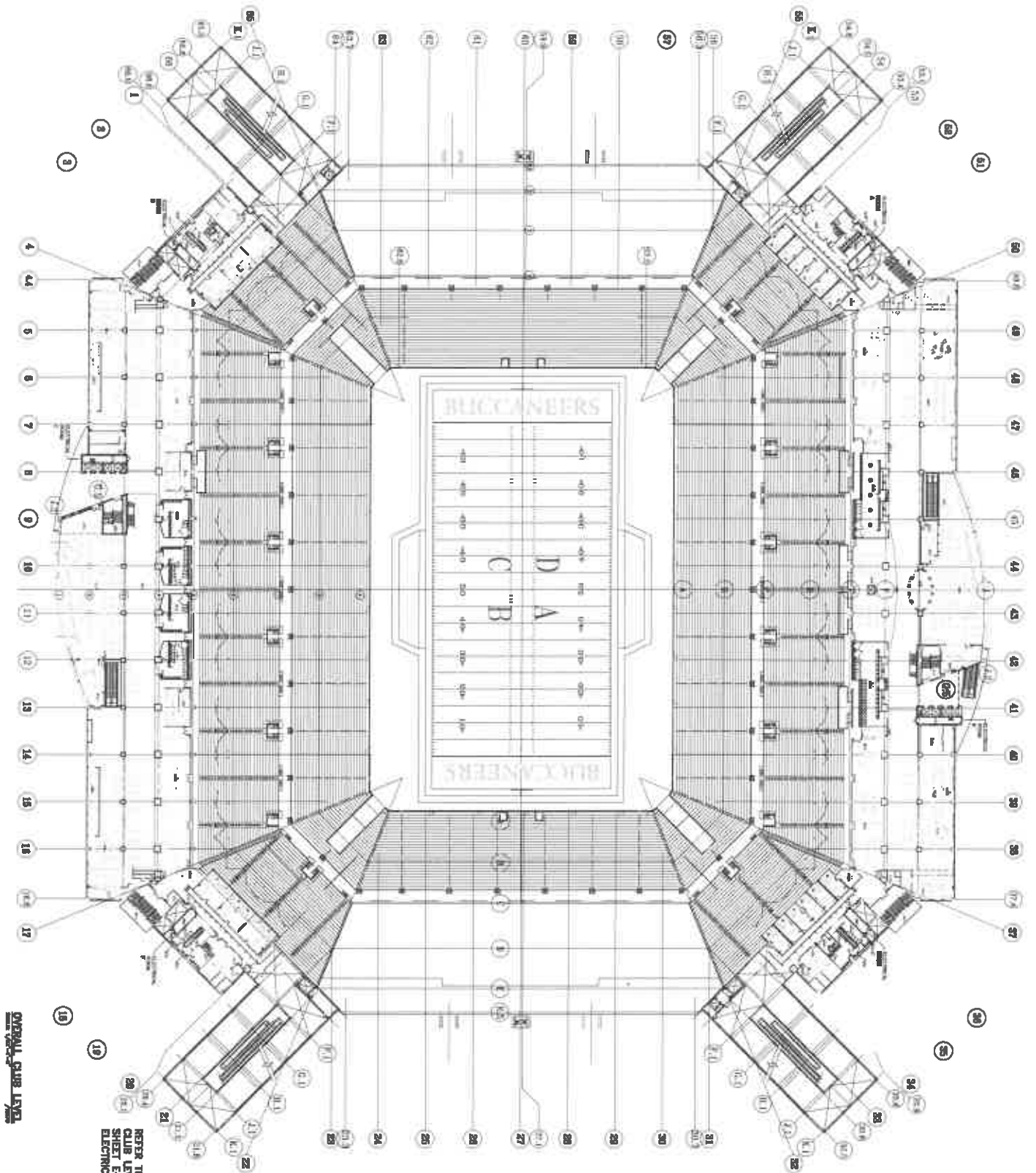
RAYMOND JAMES STADIUM LIGHTING CONTROL REPLACEMENT

4801 N DALE ALABRY HWY
 TAMPA, FL 33607

**DIAMONDBACK
 ENGINEERING**
 801 North Howard Avenue
 Tampa, Florida 33607
 Tel: 813-289-0000

E-3

DATE	DESCRIPTION



OVERALL CLUB LEVEL

REFER TO ENLARGED CLUB LEVEL SHEET E-11 FOR ENLARGED ELECTRICAL ROOMS PLANS

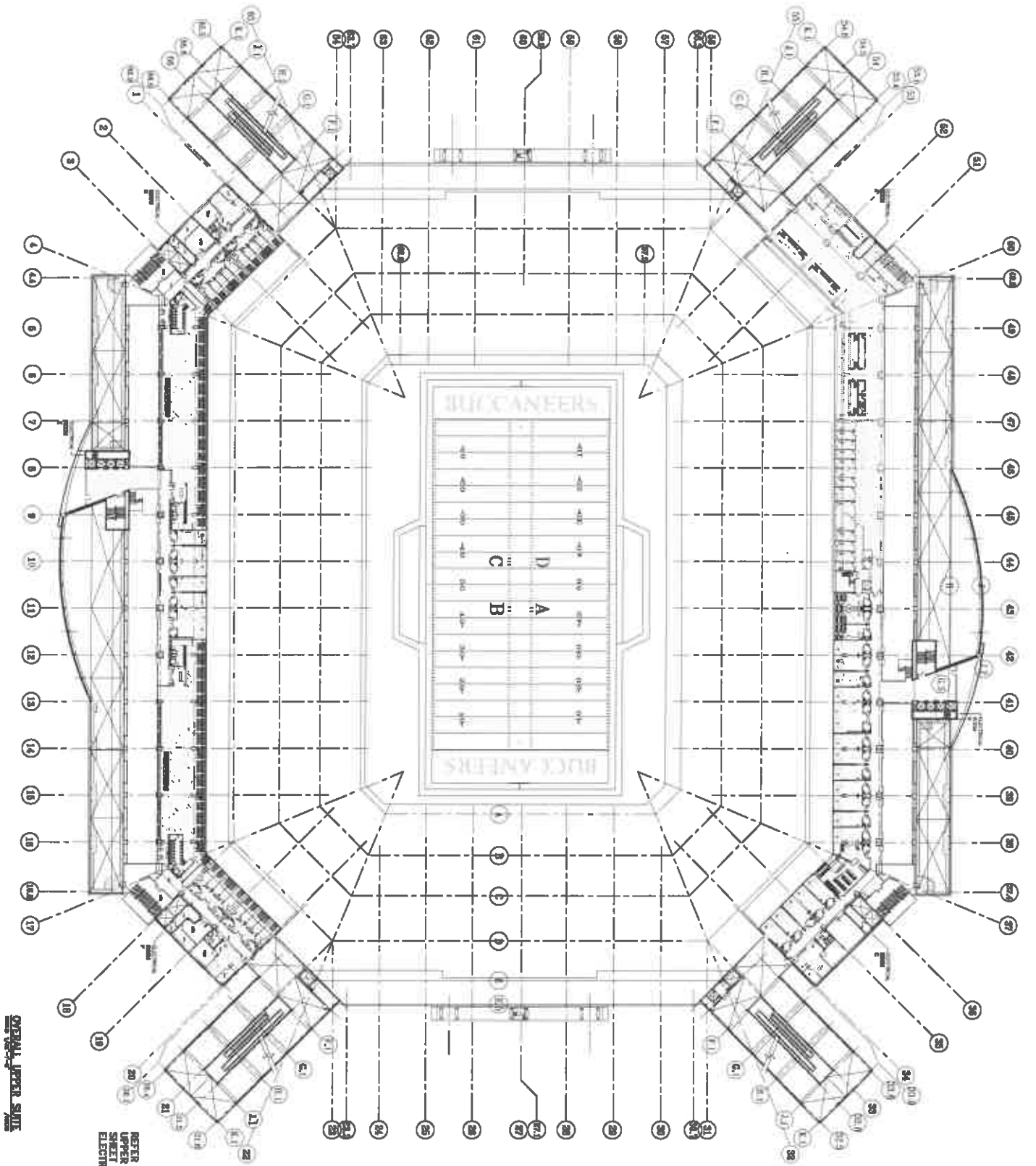
RAYMOND JAMES STADIUM LIGHTING CONTROL REPLACEMENT

4001 N DALE LARBY HWY
TAMPA, FL 33607

DIAMONDBACK ENGINEERS
181 South Howard Avenue
Tampa, Florida 33607
Tel: 813-288-8888

E-4

NO.	DATE	DESCRIPTION



OVERALL UPPER SUITE

REFER TO ENLARGED UPPER SUITE FOR ENLARGED ELECTRICAL ROOMS PLANS

RAYMOND JAMES STADIUM LIGHTING CONTROL REPLACEMENT

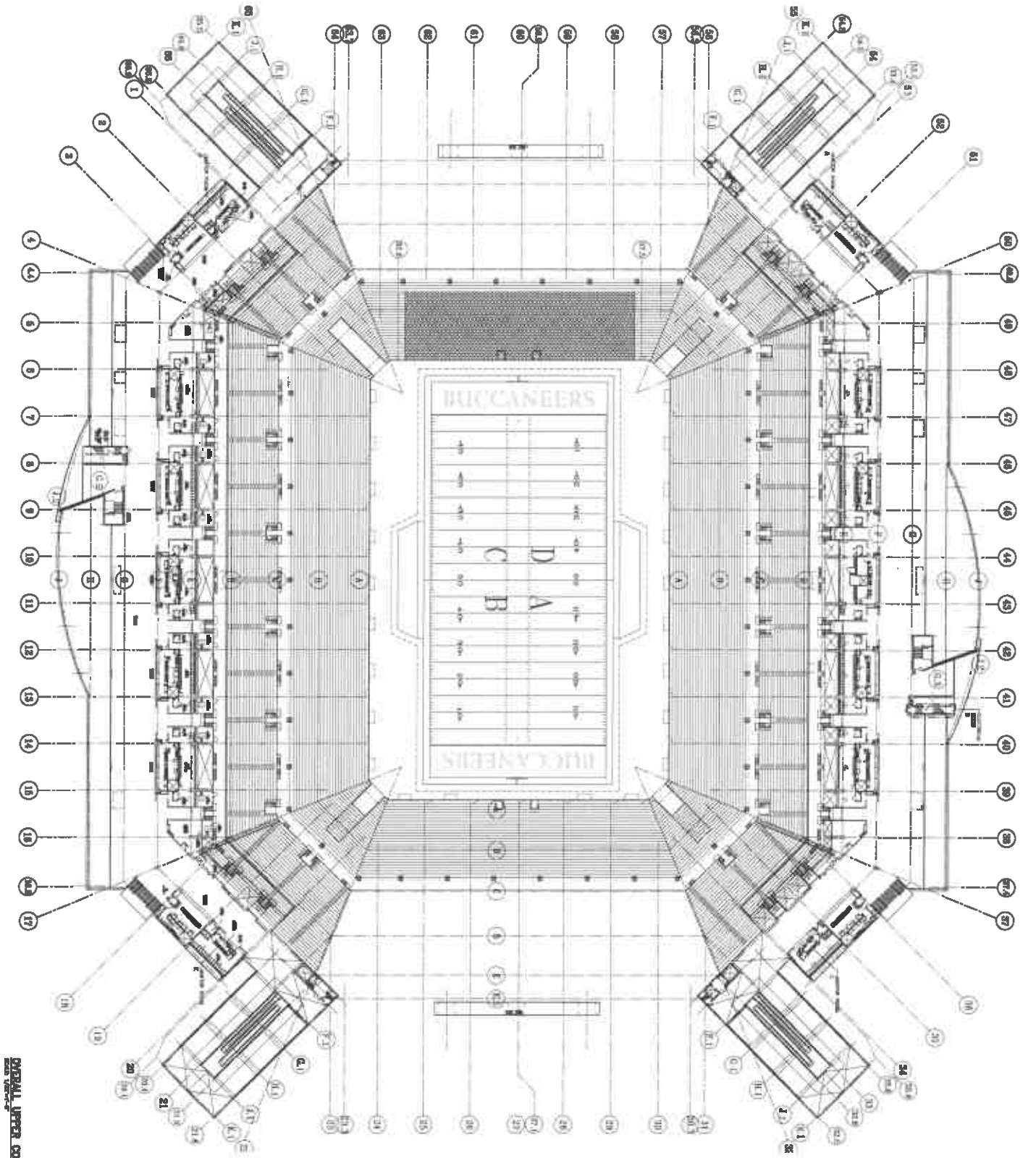
401 N. TALLEMOUNT AVENUE
TALLAHASSEE, FL 32304



DIAMONDBACK
ENGINEERING
101 South Orange Avenue
Tallahassee, Florida 32304
Tel: 904.433.4444

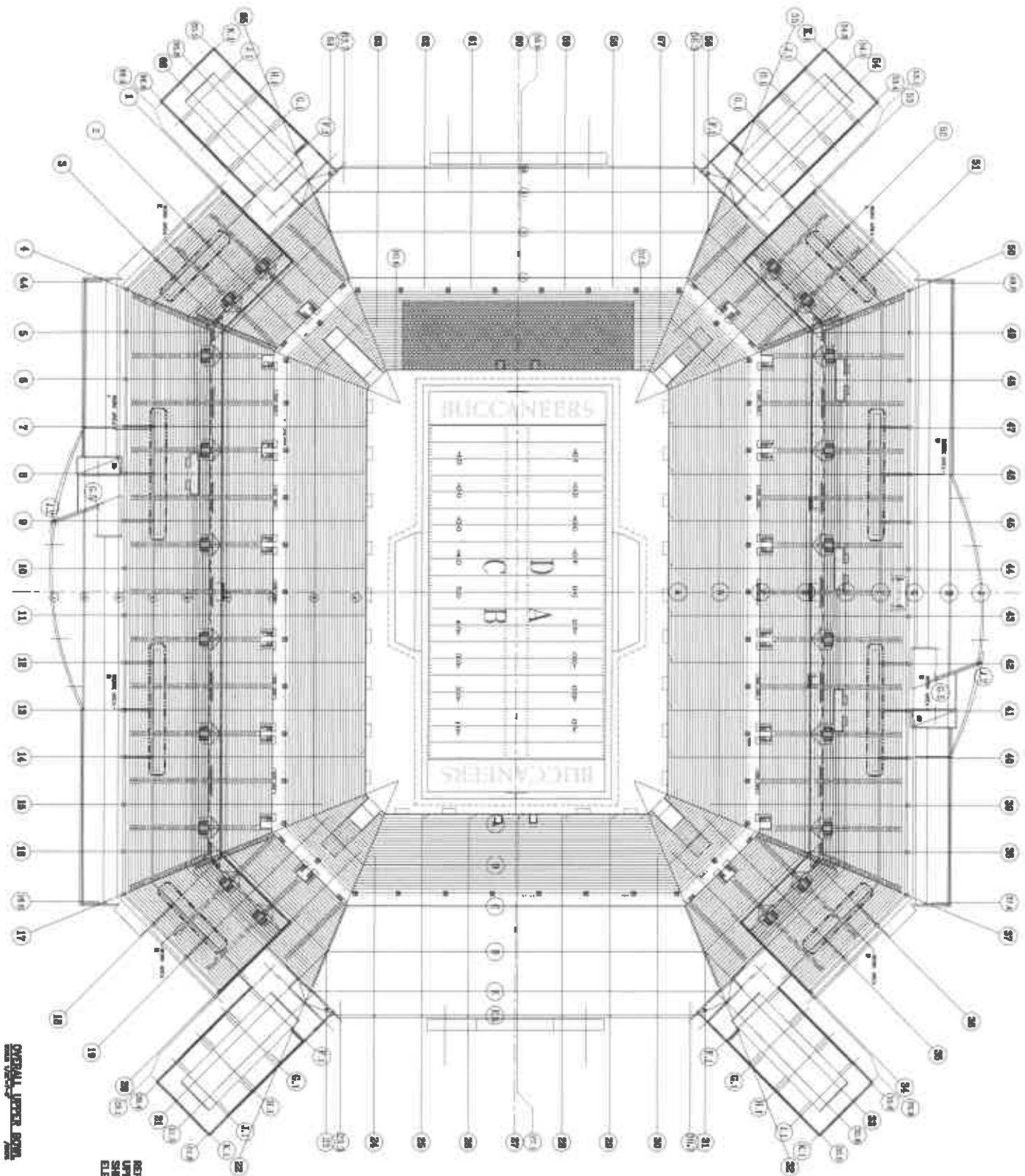
E-6

DATE	DESCRIPTION	BY	CHK



REFER TO ENLARGED
 SHEET CONTOUR ENLARGED
 ELECTRICAL ROOMS PLANS

OVERALL LETTER CONCOURSE



REFER TO ENLARGED
UPPER BOWL FOR ENLARGED
ELECTRICAL PLANS

OVERALL UPPER BOWL
SEATING PLAN

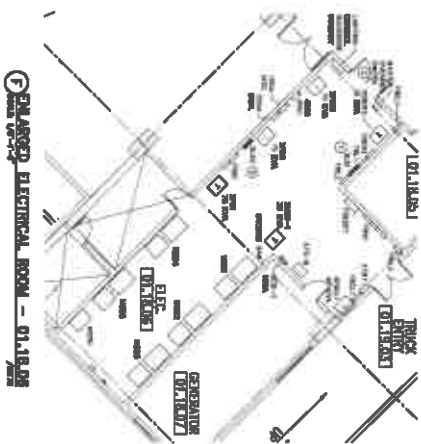
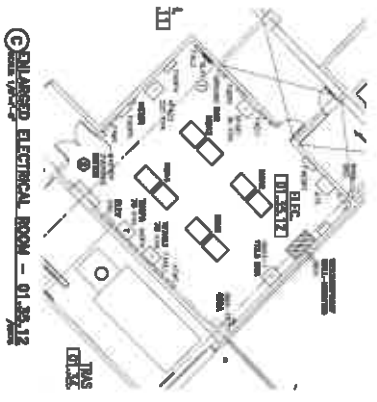

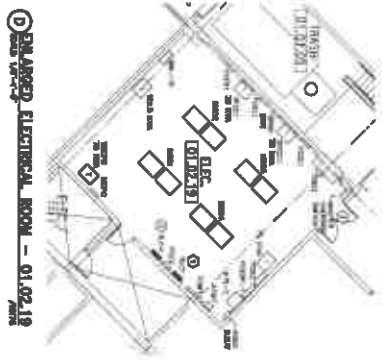
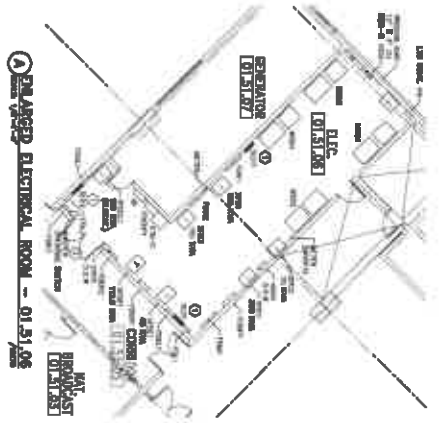
RAYMOND JAMES STADIUM LIGHTING CONTROL REPLACEMENT
4501 N DALE ALDRY HWY
TAMPA, FL 33607

**DIAMONTRACK
ENGINEERING**
1001 South Alafia Avenue
Tampa, Florida 33610
Tel: 813.289.9900

DATE:	11/11/11
PROJECT:	RAYMOND JAMES STADIUM
CLIENT:	RAYMOND JAMES STADIUM
DESIGNER:	DIAMONTRACK ENGINEERING
CHECKER:	DIAMONTRACK ENGINEERING
SCALE:	AS SHOWN
PROJECT NO.:	11-11-11
DATE PLOTTED:	11/11/11
PLOTTED BY:	DIAMONTRACK ENGINEERING
SCALE:	AS SHOWN

NO.	DESCRIPTION	DATE

E-8



1. REFER TO SPECIFICATIONS AND NOTES FOR THE SCOPE OF WORK.
2. REFER TO SPECIFICATIONS FOR EQUIPMENT SCHEDULES AND NOTES.

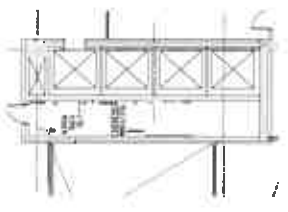
- 1. REFER TO SPECIFICATIONS AND NOTES FOR THE SCOPE OF WORK.
- 2. REFER TO SPECIFICATIONS FOR EQUIPMENT SCHEDULES AND NOTES.
- 3. REFER TO SPECIFICATIONS FOR EQUIPMENT SCHEDULES AND NOTES.
- 4. REFER TO SPECIFICATIONS FOR EQUIPMENT SCHEDULES AND NOTES.
- 5. REFER TO SPECIFICATIONS FOR EQUIPMENT SCHEDULES AND NOTES.
- 6. REFER TO SPECIFICATIONS FOR EQUIPMENT SCHEDULES AND NOTES.
- 7. REFER TO SPECIFICATIONS FOR EQUIPMENT SCHEDULES AND NOTES.
- 8. REFER TO SPECIFICATIONS FOR EQUIPMENT SCHEDULES AND NOTES.
- 9. REFER TO SPECIFICATIONS FOR EQUIPMENT SCHEDULES AND NOTES.
- 10. REFER TO SPECIFICATIONS FOR EQUIPMENT SCHEDULES AND NOTES.

REFER TO OVERALL
SERVICES FOR
GENERAL NOTES
AND FOR
REFERENCES
TO OTHER
DRAWINGS.

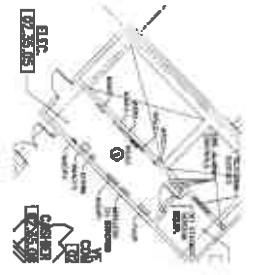
DATE	DESCRIPTION



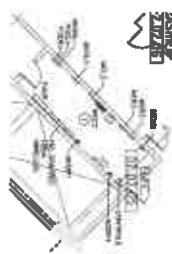
① ENLARGED ELECTRICAL ROOM - 02-51.05



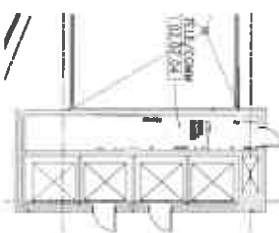
② ENLARGED ELECTRICAL ROOM - 02-49.04



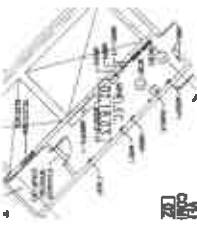
③ ENLARGED ELECTRICAL ROOM - 02-28.05



④ ENLARGED ELECTRICAL ROOM - 02-02.05



⑤ ENLARGED ELECTRICAL ROOM - 02-07.04



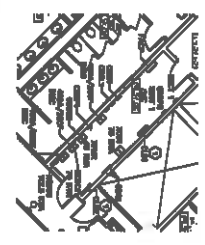
⑥ ENLARGED ELECTRICAL ROOM - 02-18.05

NOTES:
 1. REFER TO DIMENSIONS AND NOTES FOR THE REST OF SHEET.
 2. REFER TO DIMENSIONS AND NOTES FOR THE REST OF SHEET.

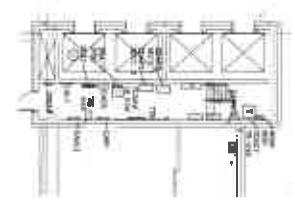
NOTES:
 1. REFER TO DIMENSIONS AND NOTES FOR THE REST OF SHEET.
 2. REFER TO DIMENSIONS AND NOTES FOR THE REST OF SHEET.

REFER TO OVERALL
 MAIN CONCOURSE LEVEL
 SHEET E-3 FOR REFERENCE
 LOCATIONS

④ ENLARGED ELECTRICAL ROOM - 04-51.05



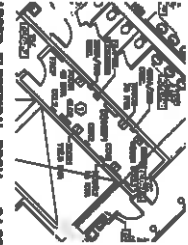
⑤ ENLARGED ELECTRICAL ROOM - 04-49.03



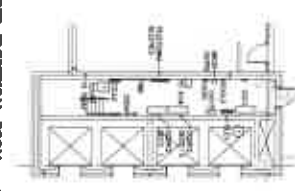
⑥ ENLARGED ELECTRICAL ROOM - 04-35.07



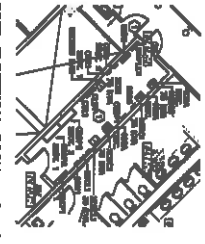
⑦ ENLARGED ELECTRICAL ROOM - 04-02.06



⑧ ENLARGED ELECTRICAL ROOM - 04-07.03



⑨ ENLARGED ELECTRICAL ROOM - 04-18.02



GENERAL NOTES:
 1. REFER TO ARCHITECTURAL AND STRUCTURAL DRAWINGS FOR ROOM LAYOUT AND FINISHES.
 2. REFER TO ELECTRICAL SCHEDULES FOR EQUIPMENT SPECIFICATIONS AND CONNECTIONS.

GENERAL NOTES:
 1. REFER TO ARCHITECTURAL AND STRUCTURAL DRAWINGS FOR ROOM LAYOUT AND FINISHES.
 2. REFER TO ELECTRICAL SCHEDULES FOR EQUIPMENT SPECIFICATIONS AND CONNECTIONS.

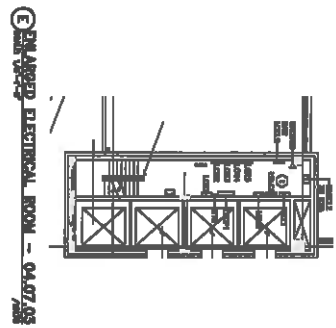
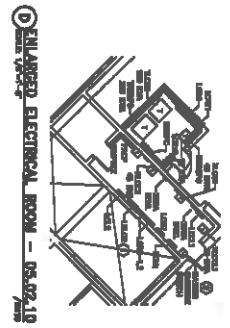
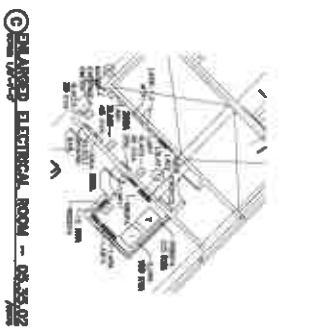
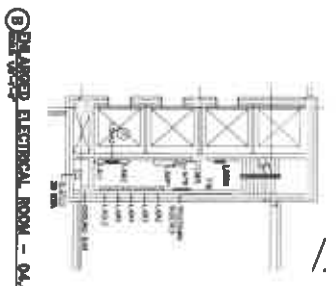

REFER TO OVERALL
 CLUB LEVEL
 SHEET E-1 FOR REFERENCE
 LOCATIONS

RAYMOND JAMES STADIUM LIGHTING CONTROL REPLACEMENT

ARCHITECT: HOK
 ENGINEER: DIAMONDSACK ENGINEERING

DIAMONDSACK ENGINEERING
 200 West 10th Street
 Suite 200
 Minneapolis, MN 55402
 Tel: 612.338.8800

NO.	REVISION



GENERAL NOTES:
 1. CHECK IN ELECTRICAL AND MECHANICAL FOR THE SCOPE OF WORK.
 2. REFER TO SHEETS E-01.01 THROUGH E-01.05 FOR GENERAL NOTES.

GENERAL NOTES:
 1. REFER TO SHEETS E-01.01 THROUGH E-01.05 FOR GENERAL NOTES.
 2. REFER TO SHEETS E-01.01 THROUGH E-01.05 FOR GENERAL NOTES.

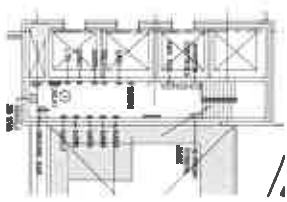
BESTER TO OVERALL
 LAYOUTS AND
 SHEET E-49 FOR REFERENCE
 LOCATIONS

NO.	DATE	REVISION

① ENLARGED ELECTRICAL ROOM - 06.31.02



② ENLARGED ELECTRICAL ROOM - 04.49.05



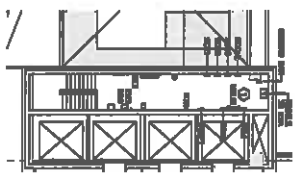
③ ENLARGED ELECTRICAL ROOM - 06.35.02



④ ENLARGED ELECTRICAL ROOM - 06.02.14



⑤ ENLARGED ELECTRICAL ROOM - 04.07.03



⑥ ENLARGED ELECTRICAL ROOM - 06.16.02



1. REFER TO SPECIFICATIONS AND NOTES LEFT FOR SOURCE OF ROOM.
2. ELECTRICAL CONNECTIONS TO EXISTING BUILDING EQUIPMENT ROOMS.

1. REFER TO SPECIFICATIONS AND NOTES LEFT FOR SOURCE OF ROOM.
2. ELECTRICAL CONNECTIONS TO EXISTING BUILDING EQUIPMENT ROOMS.

REFER TO OVERALL
OFFICE SUITE
SHEET E-9 FOR REFERENCE
LOCATIONS

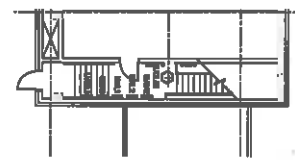
RAYMOND JAMES STADIUM LIGHTING CONTROL REPLACEMENT
4301 N DALE ALABRY HWY
TAMPA, FL 33607

DIAMONDBACK ENGINEERING
200 E Park Street, Suite 200
Tampa, Florida 33602
Tel: 813.288.8888
Fax: 813.288.8888

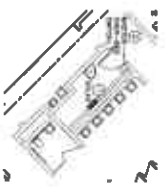
NO.	DATE	DESCRIPTION



A ENLARGED JANITOR ROOM - 07.52.02



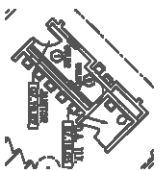
B ENLARGED ELEVATOR ROOM



C ENLARGED JANITOR ROOM - 07.54.02



D ENLARGED JANITOR ROOM - 07.01.02



E ENLARGED JANITOR ROOM - 07.18.02

NOTES:
 1. REFER TO ARCHITECTURAL DRAWINGS FOR THE LAYOUT OF THIS ROOM.
 2. EQUIPMENT LOCATIONS TO BE DETERMINED BY CONTRACTOR BEFORE COMMENCEMENT OF WORK.

NOTES:
 1. REFER TO ARCHITECTURAL DRAWINGS FOR THE LAYOUT OF THIS ROOM.
 2. EQUIPMENT LOCATIONS TO BE DETERMINED BY CONTRACTOR BEFORE COMMENCEMENT OF WORK.

REFER TO OVERALL UPPER CONCOURSE SHEET E-7 FOR REFERENCE LOCATIONS

RAYMOND JAMES STADIUM LIGHTING CONTROL REPLACEMENT



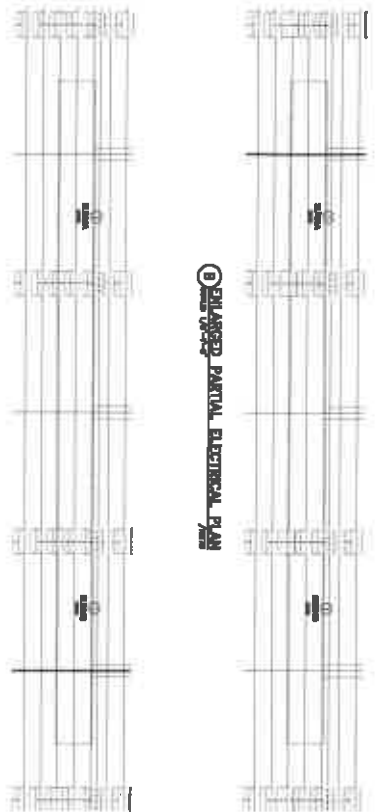
DATE	DESCRIPTION

NO.	DATE	REVISION

E-14



④ ENLARGED PARTIAL ELECTRICAL PLAN



③ ENLARGED PARTIAL ELECTRICAL PLAN

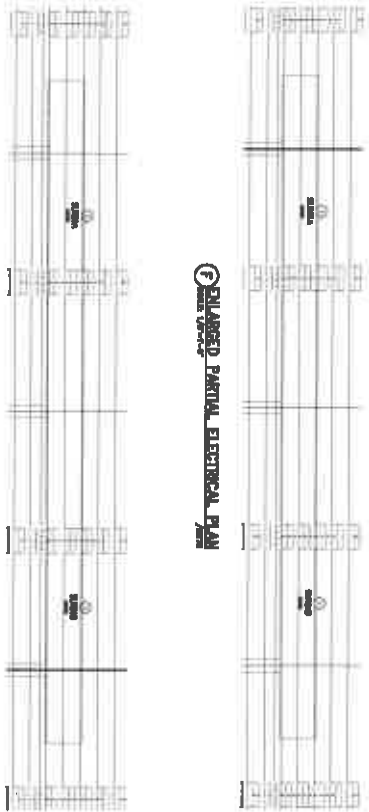
④ ENLARGED PARTIAL ELECTRICAL PLAN



⑤ ENLARGED PARTIAL ELECTRICAL PLAN



⑥ ENLARGED PARTIAL ELECTRICAL PLAN



⑦ ENLARGED PARTIAL ELECTRICAL PLAN

⑧ ENLARGED PARTIAL ELECTRICAL PLAN



⑨ ENLARGED PARTIAL ELECTRICAL PLAN

NOTES TO OVERALL
 1. REFER TO DIMENSIONS AND NOTES ON THE SHEET OF THIS DRAWING.

2. REFER TO DIMENSIONS AND NOTES ON THE SHEET OF THIS DRAWING.

REFER TO OVERALL
 SHEET FOR REFERENCE
 LOCATIONS